

## ADVANTAGE

### ▶ Three unique units

Different outputs, performance and features fit any customer requirements.

### ▶ Ready-To-Weld™

**Packages-** Includes welding leads, shield hammer/brush and carry case.

### ▶ Build in VRD-

Invertec® 150S and 170S, for additional operator safety.

### ▶ Long cables-

Primary power extension cables up to 60M can be used with the 150S and 170S

### ▶ Robust design-

Unique rubber corners, metal housing and push control buttons to withstand tough environmental conditions.

### ▶ Premium arc-

Advanced Lincoln technology and Lincoln know-how guarantees to make these machines weld to optimum performance every time.

### ▶ Power Surplus-

Additional power for superior arc control.

### ▶ Soft and Crisp mode

Selectable arc modes for different electrode types (150S & 170S only).

### ▶ Auto Adaptive Arc

**Force-** For a stable arc with low spatter levels as standard on the 150S and 170S.

### ▶ Built in “hot Start”

For excellent arc striking, standard on the 150S and 170S.

### ▶ Lift TIG-

with excellent striking without tungsten contamination (Lift TIG for 150S & 170S, scratch TIG for 135S.

### ▶ Generator ready

The 150S and 170S are ready to go for use with generators.

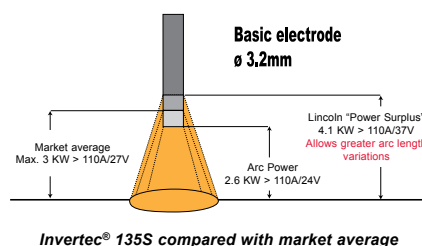


## Built for the job

The Invertec® 135S, 150S and 170S from Lincoln Electric offers a range of machines built with the job in mind. These stick machines are suited to a variety of applications and working environments, ensuring that there will be a machine to meet your needs.

Across the range, these designs have focused on providing excellent welding and starting behaviour in a robust and reliable package. From this foundation, each unit is further equipped with a unique set of features and capabilities to guarantee there is a machine perfect for your application.

Welding machines need to be tough. At Lincoln Electric we know that modern equipment needs to be capable of handling harsh environmental conditions. That is why we have built this range in a robust metal case with large rubber corners and push control buttons for added protection. Rugged and robust on one hand, portable on another; the Invertec 135, 150 and 170S are lightweight and easy to handle in any situation.



Amps are not the only requirement! A good start and smooth arc requires more than simply amps and voltage. The Invertec® range is equipped with POWER SURPLUS in addition to normal welding current. This advanced control monitors the arc, constantly adjusting output to ensure a stable arc and first-rate starting, even when the arc-length varies greatly.

The superior arc control achieved with POWER SURPLUS makes the difference between a Lincoln Electric excellent welding performance than any other ordinary welding machine on the market.

# Invertec<sup>®</sup> 135S – 150S – 170S

## TECHNICAL SPECIFICATIONS


Product	Item Number	Primary Voltage	Fuse Size	Weight (kg)	Dimensions HxWxD (mm)	Protection Class	Insulation Class	Compliance
135S	K12033-2-P*	230 V/1/50-60Hz (± 15%)	16A (slow)	4.6	224 x 148 x 315	IP21	H	EN 60974-1 ROHS CE
150S	K12034-2-P*			6.7	244 x 148 x 365	IP23		
170S	K12035-2-P*			7.0				

\*P = Ready to weld Pack

## WELDING OUTPUT

Product	Current range	Rated output (40°C)	Rated output (20°C)
135S	10 - 120A	120A @ 25%	120A @ 50%
150S	10 - 140A	140A @ 30%	140A @ 55%
170S	10 - 160A	160A @ 35%	160A @ 80%

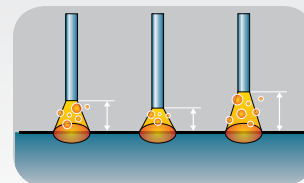
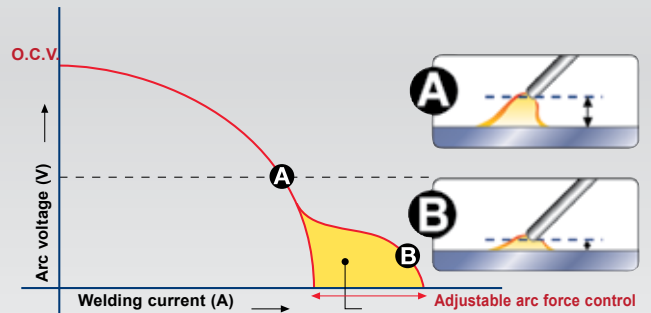
## SELECTION TABLE

	135S	150S	170S
<b>Applications</b>			
Electrode Ø (mm)	1.5 - 3.2		1.5 - 4.0
Rutile / basic	●	●	●
<b>Performance</b>			
VRD		●	●
Hot start		●	●
Auto-adaptative arc force		●	●
Soft & crisp mode		●	●
Advanced arc control	●	●	●
Anti-stick	●	●	●
<b>Environment</b>			
Long cables	●(30m)	●(60m)	●(60m)
Generator use		●	●
<b>Features</b>			
Lift TIG	●(Scratch)	●(Lift TIG)	●(Lift TIG)
Digital meter			●
Fan on demand		●	●
<b>Packaging</b>			
	Machine + Cables + Brush + Hammer + Shield		

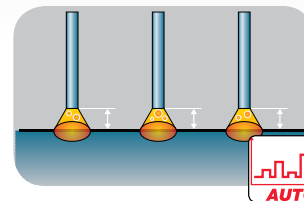
## ACCESSORIES

Item number	Description
PC9FV-4I	Powercraft™ PC9G 4m, TIG Torch
PC9FV-8I	Powercraft™ PC9G 8m, TIG Torch
LE250-RG002	Lincoln Electric® Argon Flowmeter

## AUTO-ADAPTATIVE ARC FORCE



**Standard Arc Force**  
With Standard Arc Force, the peak in welding current which prevents the electrode from sticking in the weld pool is pre-set. The fixed peak may react aggressively, causing spatter and an unstable Arc.



**Auto-adaptative arc force**  
Auto Adaptive Arc Force measures the arc voltage continually to adapt the optimum value of Arc Force. This optimises the Arc stability without the risk of electrode sticking and minimises spatter.

### CUSTOMER ASSISTANCE POLICY

The business of The Lincoln Electric Company is manufacturing and selling high quality welding equipment, consumables, and cutting equipment. Our challenge is to meet the needs of our customers and to exceed their expectations. On occasion, purchasers may ask Lincoln Electric for advice or information about their use of our products. We respond to our customers based on the best information in our possession at that time. Lincoln Electric is not in a position to warrant or guarantee such advice, and assumes no liability, with respect to such information or advice. We expressly disclaim any warranty of any kind, including any warranty of fitness for any customer's particular purpose, with respect to such information or advice. As a matter of practical consideration, we also cannot assume any responsibility for updating or correcting any such information or advice once it has been given, nor does the provision of information or advice create, expand or alter any warranty with respect to the sale of our products.

Lincoln Electric is a responsive manufacturer, but the selection and use of specific products sold by Lincoln Electric is solely within the control of, and remains the sole responsibility of the customer. Many variables beyond the control of Lincoln Electric affect the results obtained in applying these types of fabrication methods and service requirements.

Subject to Change – This information is accurate to the best of our knowledge at the time of printing.

The Lincoln Electric Company (Australia) PTY LTD  
35 Bryant Street Padstow 2211 Australia  
1300 728 720 (Aus)  
0800 728 720 (NZ)  
www.lincolnelectric.com.au  
www.lincolnelectric.co.nz

Your Lincoln Electric Distributor: