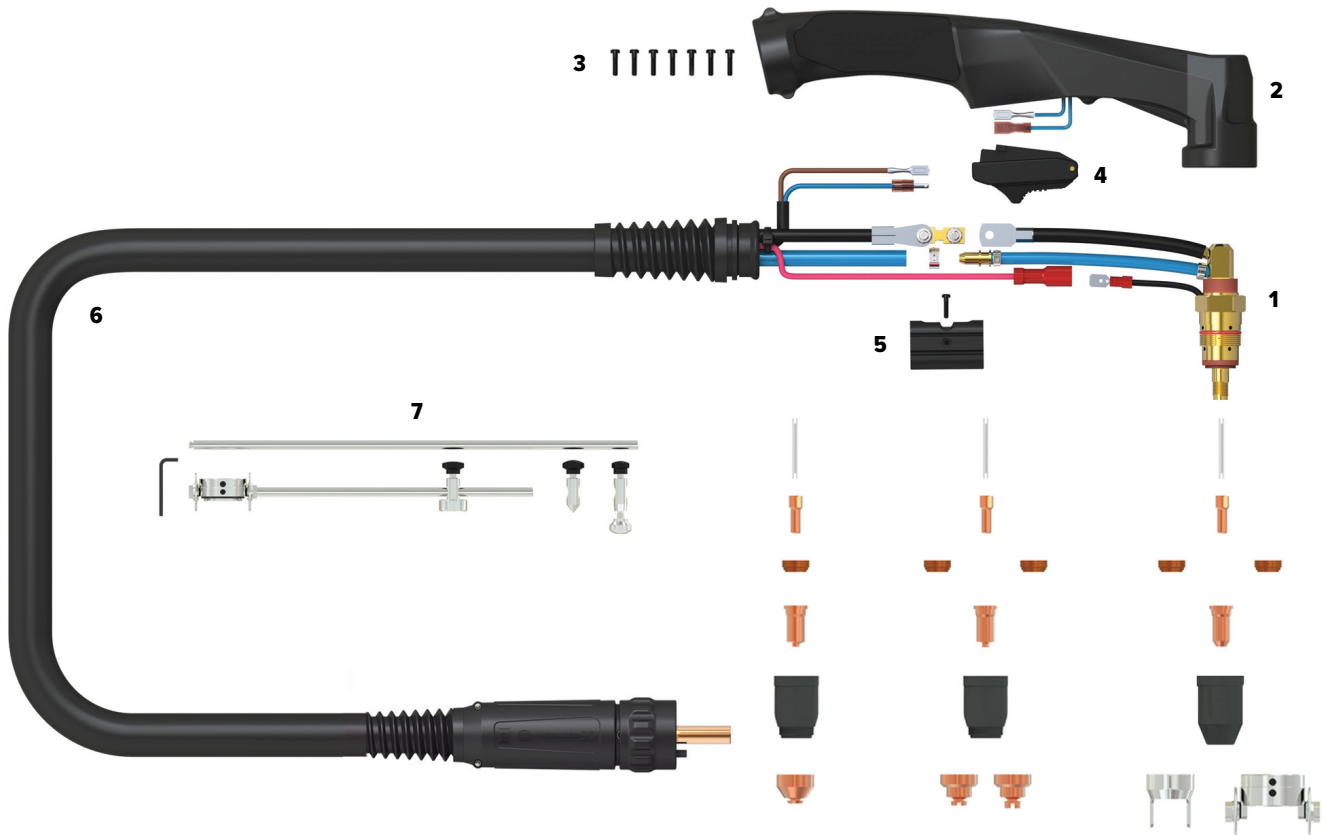


2.7 SC120 Plasma Torch




Length	6m
SKU	WGSC1206M

1	SC1201	PLASMA TORCH HEAD SUIT SC120
2	SC8014	PLASMA HANDLE
3	SCSP1	SCREW PACK
4	SC2516	PLASMA TRIGGER
5	SC8015	LOCATION BLOCK
6	SC8019-60-CF4	CABLE ASSEMBLY
7	U43004	CIRCLE CUTTING KIT SUIT SC120 QTY 1

COOLING METHOD	Air-Cooled
DUTY CYCLE	60% @ 120A
CUTTING THICKNESS	30-35mm
GAS	Air/N ₂
GAS PRESSURE	4.5-5.0 Bar / 65-75 psi
GAS FLOW	200L/min
IGNITION	Pilot Arc
POST FLOW	90s
STANDARD	EN60974-7

2.8 SC120 Plasma Torch Consumables

2.8.1 Gouging



Cooling Tube

SC1202	COOLING TUBE SUIT SC120 QTY 1
---------------	-------------------------------

Electrode

PSC1204	ELECTRODES SUIT SC120 QTY 5
----------------	-----------------------------

Swirl Ring

SC1206	SWIRL RING HEAVY DUTY SUIT SC120 QTY 1
SC1207	SWIRL RING SUIT SC120 QTY 1

Gouging Tips

PSC1228-22	GOUGING TIPS SUIT SC120 2.2MM QTY 5
-------------------	-------------------------------------

Shield Cap Body

SC1232	SHIELD CAP BODY SUIT SC120 QTY 1
---------------	----------------------------------

Shield Cap Gouging

SC8043	SHIELD CAP GOUGING SUIT SC80/SC120 QTY 1
---------------	--

2.8.2 Contact Cutting



Cooling Tube

SC1202	COOLING TUBE SUIT SC120 QTY 1
---------------	-------------------------------

Electrode

PSC1204	ELECTRODES SUIT SC120 QTY 5
----------------	-----------------------------

Swirl Ring

SC1206	SWIRL RING HEAVY DUTY SUIT SC120 QTY 1
SC1207	SWIRL RING SUIT SC120 QTY 1

Contact Cutting Tips

PSC1222-09	CONTACT CUTTING TIPS SUIT SC120 0.9MM 30-40A QTY 5
PSC1226-10	CONTACT CUTTING TIPS SUIT SC120 1.0MM 40-50A QTY 5
PSC1226-11	CONTACT CUTTING TIPS SUIT SC120 1.1MM 50-60A QTY 5
PSC1226-12	CONTACT CUTTING TIPS SUIT SC120 1.2MM 60-70A QTY 5
PSC1227-14	CONTACT CUTTING TIPS SUIT SC120 1.4MM 80-90A QTY 5
PSC1227-15	CONTACT CUTTING TIPS SUIT SC120 1.5MM 100-110A QTY 5
PSC1227-16	CONTACT CUTTING TIPS SUIT SC120 1.6MM 110-120A QTY 5

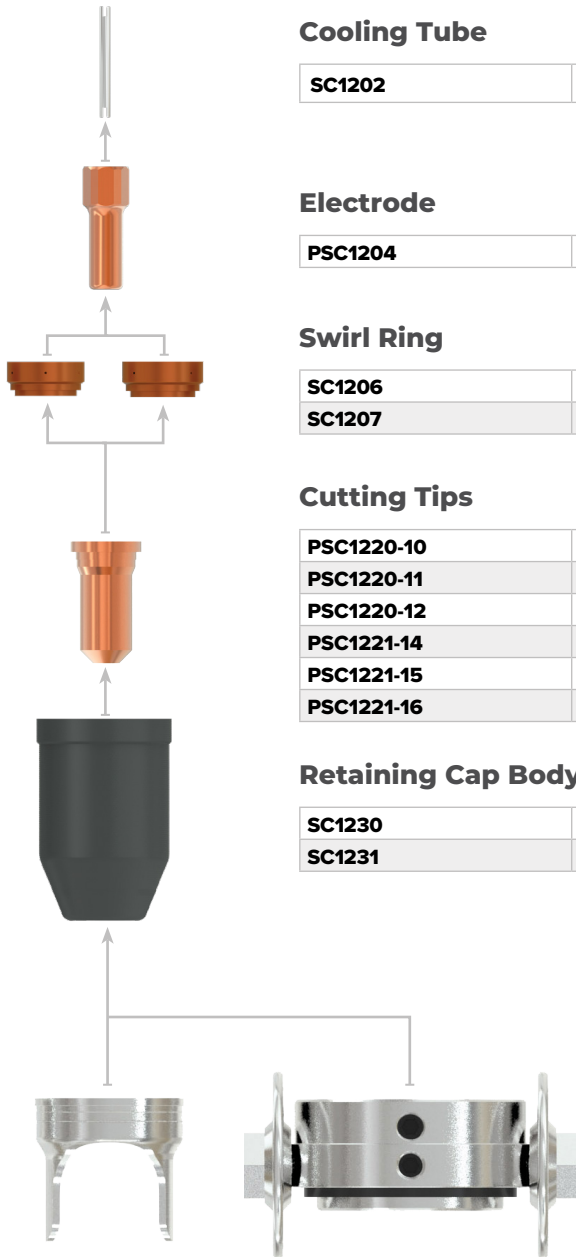
Shield Cap Body

SC1232	SHIELD CAP BODY SUIT SC120 QTY 1
---------------	----------------------------------

Shield Cap Contact Cutting

SC1241	SHEILD CAP CONTACT CUTTING SUIT SC120 QTY 1
---------------	---

2.8.3 Standoff Cutting



Cooling Tube

SC1202	COOLING TUBE SUIT SC120 QTY 1
---------------	-------------------------------

Electrode

PSC1204	ELECTRODES SUIT SC120 QTY 5
----------------	-----------------------------

Swirl Ring

SC1206	SWIRL RING HEAVY DUTY SUIT SC120 QTY 1
SC1207	SWIRL RING SUIT SC120 QTY 1

Cutting Tips

PSC1220-10	CUTTING TIPS SUIT SC120 1.0MM 40-50A QTY 5
PSC1220-11	CUTTING TIPS SUIT SC120 1.1MM 50-60A QTY 5
PSC1220-12	CUTTING TIPS SUIT SC120 1.2MM 60-70A QTY 5
PSC1221-14	CUTTING TIPS SUIT SC120 1.4MM 80-90A QTY 5
PSC1221-15	CUTTING TIPS SUIT SC120 1.5MM 100-110A QTY 5
PSC1221-16	CUTTING TIPS SUIT SC120 1.6MM 110-120A QTY 5

Retaining Cap Body

SC1230	RETAINING CAP SUIT SC120 30-70A QTY 1
SC1231	RETAINING CAP HEAVY DUTY SUIT SC120 80-120A QTY 1


Standoff Guide

SC1240	STANDOFF GUIDE SUIT SC120 QTY 1
---------------	---------------------------------

Cutting Guide

SC1251	CUTTING GUIDE SUIT SC120 QTY 1
---------------	--------------------------------

2.9 SC120 CNC Plasma Torch

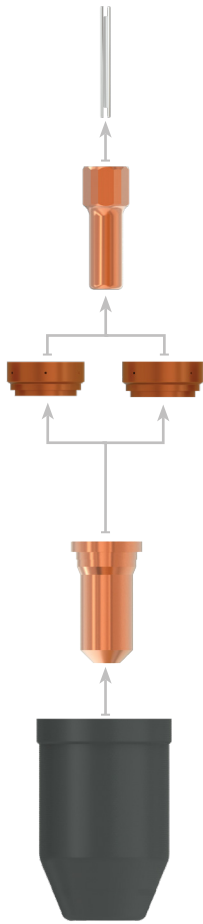


Length	12m
SKU	U43001

1	SCM12001	PLASMA TORCH HEAD SUIT CNC SC120
2	SC2508	'O' RING
3	SC8118	AUTO TORCH HEAD HOUSING

COOLING METHOD	Air-Cooled
DUTY CYCLE	60% @ 120A
CUTTING THICKNESS	30-35mm
GAS	Air/N ₂
GAS PRESSURE	4.5-5.0 Bar / 65-75 psi
GAS FLOW	200L/min
IGNITION	Pilot Arc
POST FLOW	90s
STANDARD	EN60974-7

2.10 SC120 CNC Plasma Torch Consumables



Cooling Tube

SC1202	COOLING TUBE SUIT SC120 QTY 1
---------------	-------------------------------

Electrode

PSC1204	ELECTRODES SUIT SC120 QTY 5
----------------	-----------------------------

Swirl Ring

SC1206	SWIRL RING HEAVY DUTY SUIT SC120 QTY 1
SC1207	SWIRL RING SUIT SC120 QTY 1

Cutting Tips

PSC1220-10	CUTTING TIPS SUIT SC120 1.0MM 40-50A QTY 5
PSC1220-11	CUTTING TIPS SUIT SC120 1.1MM 50-60A QTY 5
PSC1220-12	CUTTING TIPS SUIT SC120 1.2MM 60-70A QTY 5
PSC1221-14	CUTTING TIPS SUIT SC120 1.4MM 80-90A QTY 5
PSC1221-15	CUTTING TIPS SUIT SC120 1.5MM 100-110A QTY 5
PSC1221-16	CUTTING TIPS SUIT SC120 1.6MM 110-120A QTY 5

Retaining Cap Body

SC1230	RETAINING CAP SUIT SC120 30-70A QTY 1
SC1231	RETAINING CAP HEAVY DUTY SUIT SC120 80-120A QTY 1