

Burn Relief™

BURN RELIEF™ BURN PRODUCTS

- Single Use
- Not wet or messy
- Self-cooling
- Non-Absorbent
- Non-Toxic
- Non-adhering
- Conforming
- Protective

STERILE R

Burn Relief™ Burn Products are self-cooling, non-adhering and are designed to be used on 1st and 2nd degree burns (see precaution for chemical burns). When used properly, they can provide relief unobtainable from other burn products.

o_two controlled™
ventilation

 **O-Two Medical Technologies Inc**

7575, Kimbel Street, Mississauga, Ontario, Canada, L5S 1C8

Tel: (905) 677-9410 In North America Toll Free: (800) 387-3405 Fax: (905) 677-2035

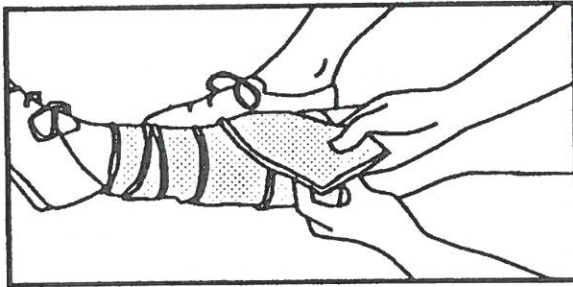
Website: www.otwo.com E-mail: resuscitation@otwo.com

CE 0120



Marcel Houben
Rue Vin ve, 32
4030 LIEGE Belgique

Guidelines for use of Burn Relief™ Burn Products



Escape Safely

- Select appropriate dressing.
- Cut open package, grasp a corner and remove dressing. This dressing is sterile. Handle as little as possible to prevent contamination.
- Open dressing to full size or unroll, whichever is appropriate, and apply to burn. To reduce further contamination, take care to not break any blisters on skin.
- If bandaging burn with a roll, wrap snugly, but not tightly- Do Not constrict circulation.
- Secure dressing with gauze if required. One to two wraps is sufficient.
- When applying bandages to burned arms, make note of the best arm and keep a spot open so the stethoscope may be inserted for taking a B.P. (B.P. cuff may go over bandage). Also, site should be noted for I.V. insertion.
- The Burn Relief™ Fire Blanket can be used for escape, cooling or to smother flames.

Note: If Burn Relief™ products are being used on more than 50% of body, monitor body temperature. If temperature drops below accepted level, cover burn dressing with a blanket or plastic sheet to slow the cooling. Excessive heat loss will occur only after dressing has been applied for 2-5 hours. In extensive burns, i.e., 85% of the body, this time may be less.

Care should be taken to see that proper instructions in the use of Burn Relief™ burn products are given to all personnel involved in the administration of burn treatments.

It is our recommendation that the training and use of Burn Relief™ burn products be undertaken using the guidelines set forth by local burn treatment centers or medical authorities.

Do's:

- Follow the direction of your local EMS authorities or Burn Center as to their recommended use of Burn Relief™ products. If unfamiliar with Burn Relief™, have them contact O-Two Medical Technologies Inc. immediately to discuss proper usage.
- Protect all Burn Relief™ products from freezing. It is recommended that Burn Relief™ be stored inside ambulance patient compartment or, in the event of use on a rescue squad or engine company, in the driver's compartment.
- When applying Burn Relief™ products, take care to not break blisters which may be present on the skin to reduce further contamination.
- In the event of chemical burns, flush chemical from burn area with water before applying Burn Relief™. Refer to treatment procedures in your EMT/paramedic manual or consult your local Burn Center.
- Monitor patient's body temperature, especially when burns exceed 50% of the body. When burn dressings cover an extensive amount of the body, Hypothermia can occur after extended duration of use (2-5 hours). To slow cooling rate (decrease evaporation), place blanket or plastic sheet over Burn Relief™ products and patient. The cover will slow down cooling rate; therapy, controlling body temperature.
- Secure all Burn Relief™ products before transporting. With slight pressure, Burn Relief™ products will adhere to themselves, or the use of gauze may be required.

Don'ts

- Do not apply Burn Relief™ products over chemical burns before flushing thoroughly to remove all chemicals.
- Do not allow Burn Relief™ products to freeze – store above 0°C/28°F.
- Do not remove Burn Relief™ Burn Dressings unless directed to do so by medical authorities.

Burn Relief™

Description for Use:

Ordering Information:

06BK1200 – Large Burn Kit (Case/4)

Contains:

- (1) 24" x 36" Body Towel (Part # 06BK1231)
- (2) 14" x 18" Face Mask (Part # 06BK1230)
- (2) 8" x 36" Rolls (Part # 06BK1222)
- (2) 3" x 36" Rolls (Part # 06BK1221)
- (2) 1" x 36" Rolls (Part # 06BK1220)
- (1) Pair Stainless Steel Scissors
(For cutting dressing to size).
- (2) Conforming Gauze Rolls
(For use in securing dressing).
- (1) Carrying Case
(To contain the total burn system).

06BK1201 – Mini Burn Kit (Case/4)

Contains:

- (1) 8" x 36" Rolls (Part # 06BK1222)
- (2) 3" x 36" Rolls (Part # 06BK1221)
- (2) 1" x 36" Rolls (Part # 06BK1220)
- (1) Pair Stainless Steel Scissors
(For cutting dressing to size).
- (1) Carrying Case
(To contain the total burn system).

06BK1232 – Burn Relief™ Fire Blanket (Case/4)

Contains:


- (1) 50" x 72" Blanket
- (1) Carrying Case

Burn Relief™ Replacements

06BK1203	3" x 3" Pad	(Case/12)
06BK1210	4" x 4" Pad	(Case/12)
06BK1220	1" x 36" Rolls	(Case/12)
06BK1221	3" x 36" Rolls	(Case/12)
06BK1222	8" x 36" Rolls	(Case/12)
06BK1230	14" x 18" Face Mask	(Case/12)
06BK1231	24" x 36" Body Towel	(Case/12)

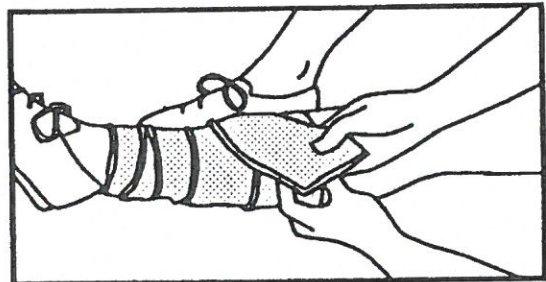
1" x 36" Finger Wraps (2.5 cm x 91.4 cm):

For use on fingers, small hands and feet.
(Reorder # 06BK1220)



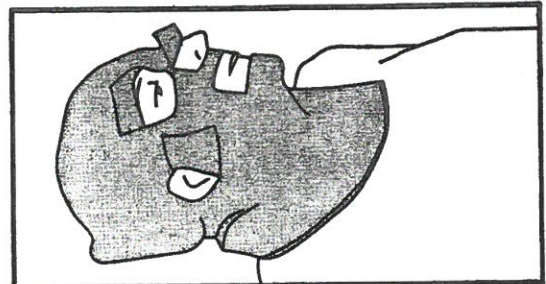
3" x 36" Rolls (7.5 cm x 91.4 cm):

May be cut in small strips or pieces for use on fingers, palms of hands, tops of hands and feet, or as a roll for arm and small legs.
(Reorder # 06BK1221)



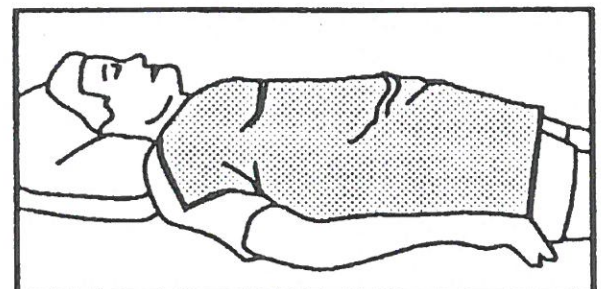
8" x 36" Rolls (20.3 cm x 91.4 cm):

May be cut to length to cover front or back of legs or rolled around legs. May be used as a small chest or back dressing.
(Reorder # 06BK1222)



14" x 18" Face Masks (35.6 cm x 45.7 cm):

For use on facial burns. Pieces for eyes, nose and mouth may be folded out of the way as necessary. Overlap of piece so as to complete a form fit. Also, to be used as 14" x 18" towel for larger burn areas (Chest, Back, etc).
(Reorder # 06BK1230)



24" x 36" Towels (61 cm x 91.4 cm):

To be used as a large surface towel or total body wrap for small child – may also be used to help protect patient from burns during extrication, (i.e., sparks from rescue tools burning material, broken glass, etc.)
(Reorder # 06BK1231)