


The all new IMEX digital level range is based on high accuracy professional technology for use in all construction applications. With heavy duty aluminium extrusions, these levels are the level of choice for:-

- General building and construction
- Plumbing and drainage
- Fencing
- Roofing and roof pitching
- Machine setup
- Window and door framing
- Balustrades and staircases
- Interior decorating

002-EL20

### 160mm Digital Level


- 360° angle measuring
- Magnetic base
- Large LCD display
- Self-calibration function
- % and °
- Audible buzzer at 0° horizontal
- +/- 0.1° accuracy
- Padded bag included



002-EL60

### 600mm Digital Level

- 360° angle measuring
- Large LCD display, rotates 180° for overhead reading
- Display hold and alternative zero function
- Inclination direction indication
- Self calibration function
- % and °
- mm/m, in/ft
- Audible buzzer at 0°
- +/- 0.1° accuracy
- Padded bag included
- Padded hand grip
- 3 - AAA batteries



- Alternative zero set
- Mode % or ° mm/m, in/ft
- Buzzer @ 0° and 90°
- Hold button

#### RELATED PRODUCT



600mm Inclinometer Sec: 15

## 600mm Digital Level with Laser Beam

002-EL60L

- Laser Class 11/111
- Emits a laser dot to 30m, dependent on light
- 360° angle measuring
- Display hold
- Large LCD display
- Self-calibration function
- % and °, mm/m, in/ft
- Audible buzzer at 0°
- +/- 0.1° accuracy
- Padded bag included
- 3 - AAA batteries




SECTION 3  
Digital Levels

## 1200mm Digital Level

- 360° angle measuring
- Magnetic base
- Large LCD display rotates 180° for the overhead reading
- Inclination direction indication
- Self-calibration function
- % and °, mm/m, in/ft
- Audible buzzer at 0°
- +/- 0.1° accuracy
- Padded bag included
- Padded hand grip
- 3 - AAA batteries

Shown with rotated LCD on narrow face. EL60, 120 models



002-EL120

