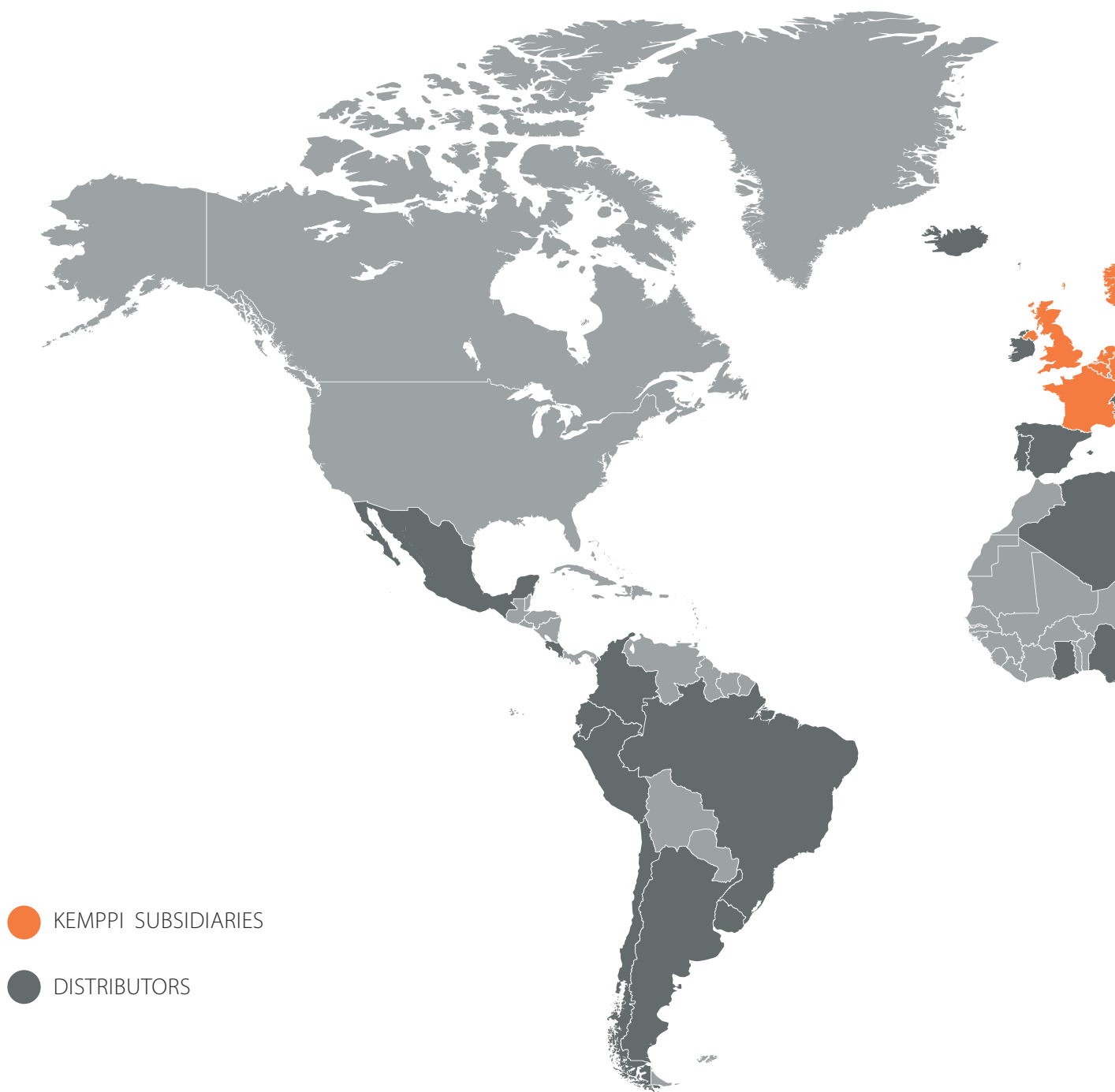


Product Catalogue



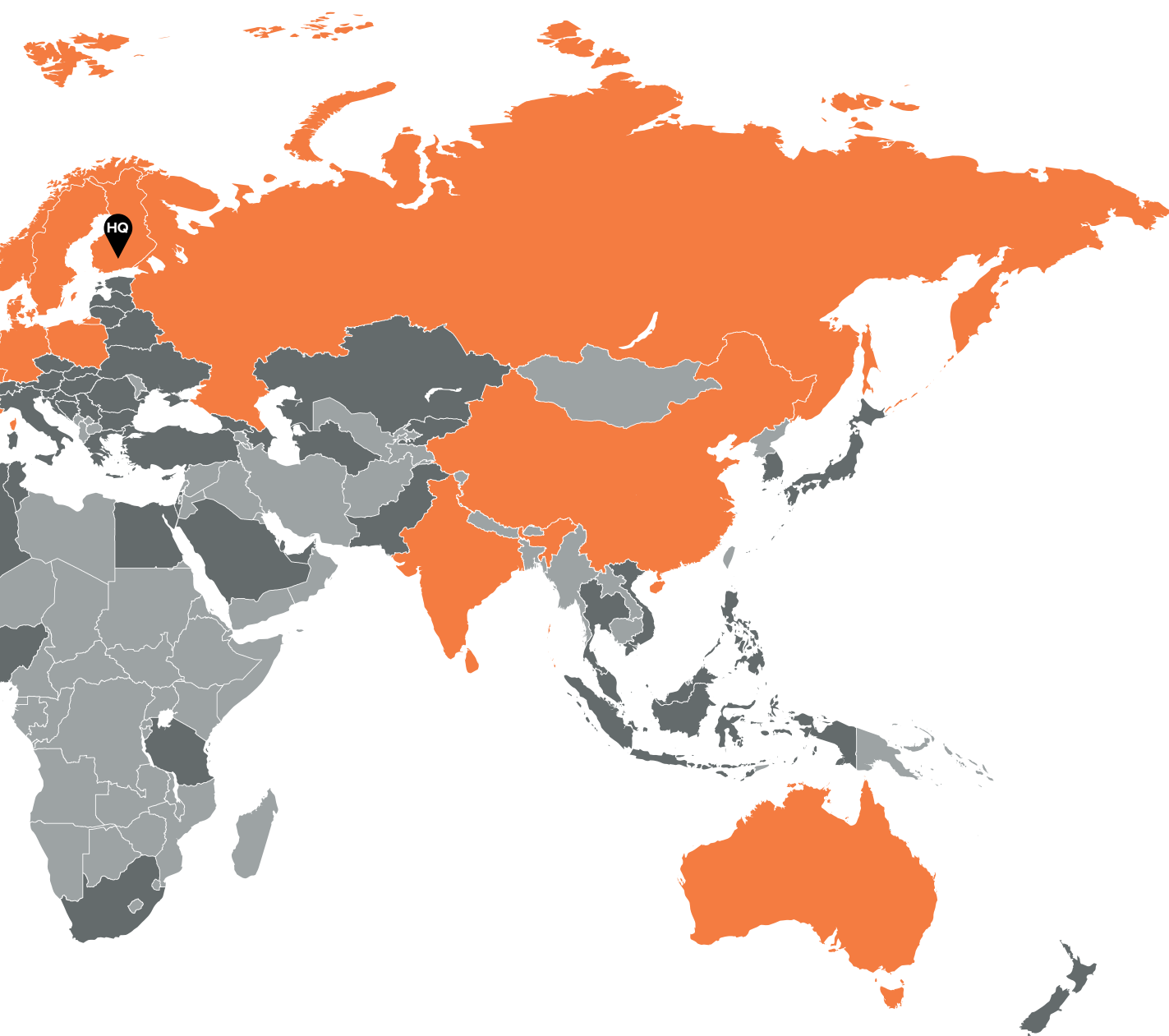
Kemppi

Globally local



Kemppi business operates globally. The company headquarters and main production units are located in Finland. Kemppi sales organisations are established in Finland, Sweden, Norway, Denmark, Germany, France, United Kingdom, Netherlands, Poland, Russia, Australia, India and China. Kemppi also has representatives in more than 60 countries, responsible for country based product distribution, sales and customer service.

For a full list of Kemppi sales companies, distributors and dealers, visit www.kemppi.com



Special symbols



4-roll wire drive



2-roll wire drive



Water cooling option



Direct and pulsed current output



Supply frequency



Alternating, direct and pulsed current output



Constant voltage output



Constant current output



Constant current and constant voltage output



Requires single phase supply



Requires three phase supply



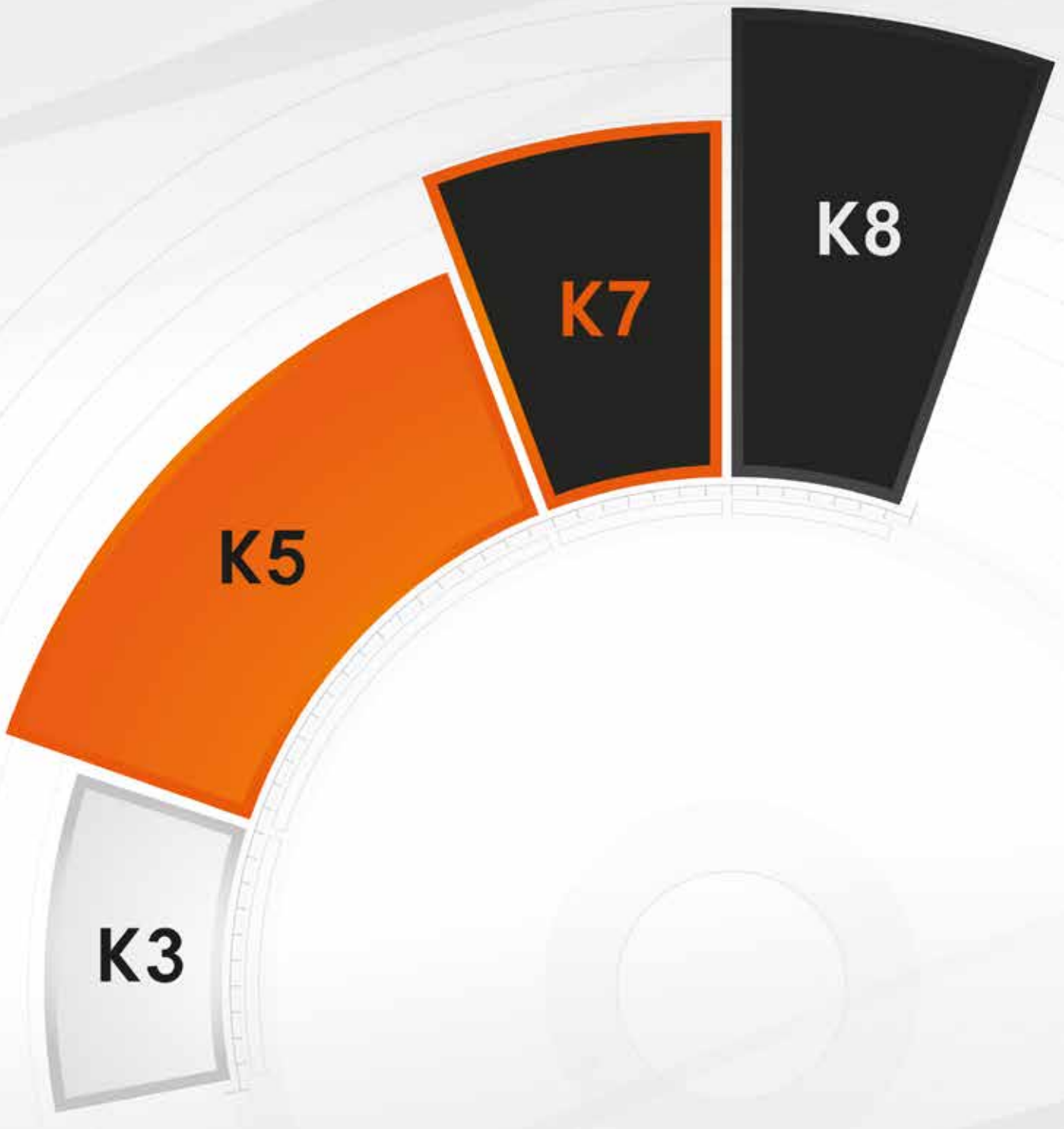
Multi-voltage unit



Energy efficient compared to alternative product options

Contents

Introduction	7
MIG/MAG welding	9
X8 MIG Welder	10
FastMig X	16
FastMig M	22
Kempact RA	26
MinarcMig Evo	30
Kempact MIG/Kempact Pulse	32
SuperSnake	34
FitWeld Evo 300	36
ArcFeed	38
TIG welding	41
MinarcTig Evo	42
MinarcTig	44
MasterTig MLS	46
MasterTig LT 250	48
MasterTig MLS ACDC	50
MasterTig ACDC	52
MMA (Stick) welding	55
Minarc Evo 180	56
Master MLS	58
Minarc 150 Classic	60
Minarc 220	62
Master S	64
Gouging	67
KempGouge ARC 800	68
Guns and torches	71
MIG/MAG welding gun range	72
Consumable and replacement parts	74
Wire feed mechanism consumable kits	88
TIG welding torch range	94
Consumable and replacement parts	96
Equipment validation	99
ArcValidator	100
Application software	103
Wise processes	104
Welding procedure specifications	107
Universal WPS	108
Accessories	111
ArcInfo	112
Remote controls	114
Ancillary products	115
2-wheel transport units	118
4-wheel transport units	119
Contact information	120



Introduction

No matter your need, there is always a Kemppi solution for you. Our welding equipment is divided into value levels - K8, K7, K5 and K3 - in order to provide you with the most suitable equipment for your purposes. The higher the value level, the more features and functions you get in terms of performance, usability and modern connectivity.



K8 value level

Kemppi's value level K8 equipment offers you the best. Today industrial welding is a smart, highly digitized operation that enables maximized profitability, quality, and personal safety. Our flagship K8 equipment will give you exactly that with extreme performance, modern connectivity, intelligent features and excellent usability.



K7 value level

The Kemppi K7 value level is defined by appropriate and professional equipment where form follows function. From now on you no longer need to compromise - you can weld with precision and quality with proven technology, allowing you to take your welding to the next level.



K5 value level

Kemppi's value level K5 items are easy to use and usable in multiple environments. If you are looking for something better than ordinary, K5 equipment is your choice. Their design includes some intelligent features to make your welding job more pleasurable, efficient and cost-effective.



K3 value level

Kemppi's K3 value level equipment features everything that Kemppi stands for - solid build quality and arc characteristics without compromises. K3 equipment provides fabricators with a smart investment route to increase efficiency and quality in a wide variety of welding jobs.



MIG/MAG welding

X8 MIG Welder	10
FastMig X	16
FastMig M	22
Kempact RA	26
MinarcMig Evo	30
Kempact MIG/Kempact Pulse	32
SuperSnake	34
FitWeld Evo 300	36
ArcFeed	38

Kemppi reserves the right to change the information in this catalogue.
For the most up-to-date information, please check the offering at www.kemppi.com.

Designed for the welders with an eye for quality, Kemppi MIG/MAG equipment keeps the technology on the inside, and simple, intuitive control and performance on the outside.

K8

X8 MIG Welder

The future of welding is here



Energy efficient



- Best arc characteristics for high speed and aluminum (WiseFusion), narrow gap (RGT), root pass (WiseRoot+), thin sheet (WiseThin+) and low spatter welding in globular transfer mode (WiseSteel)
- Precisely controlled, upgradeable welding current up to 600 A
- Digital WPS feature allows the welder to quickly and easily access the WPSs
- Includes a fleet management service free of charge
- Native connectivity with WeldEye for Welding Procedure and Qualification Management, Quality Control & Monitoring and Analysis

Applications

- Oil rigs
- Process pipelines
- Pressure vessels and boilers

The most advanced multi-process welding equipment in the market

The X8 MIG Welder covers it all, from synergic and pulsed MIG/MAG and stick (MMA) welding to MIG brazing, cladding, and gouging.

The intelligent equipment provides you with extremely precise control of the arc, high-duty welding performance up to 600 A, and native connectivity with WeldEye welding management software. Supreme usability based on actual user needs is engineered in every aspect of the power source, wire feeder, welding guns, user interface, and other components.

Developed, designed and manufactured in Finland, the X8 MIG Welder introduces the digital WPS (dWPS) function, which improves quality control and renders the printed WPS unnecessary.

With an upgradeable power source, a multi-voltage power supply option, and the wide range of Kemppi application software available, the X8 MIG Welder adapts easily to any welding environment and meets even the most extreme expectations of industrial welding.

Extreme performance

Never underestimate the performance of the X8 MIG Welder. In addition to excellent standard welding performance, Kemppi's Wise special processes and functions ensure optimal arc characteristics for whatever you are welding. For example, WiseSteel reduces spatter by 30% and enables a 30% increase in travel speed in steel welding, while Reduced Gap Technology (RGT) allows the reduction of joint volume to bring 25% savings in filler materials and 38% savings in arc time with material thickness of 25 mm.

Supreme usability

High-quality welding requires careful preparation. When comparing the X8 MIG Welder with standard MIG welding equipment, its usability aspects in terms of innovative and user-friendly wire feeder, wireless user interface for power source and digital WPS speed up the setup configuration easily by 30%. When you can speed up the setup configuration process, you will have more time to focus on the welding itself.

Always the right parameters

Printed WPSs give all the necessary guidance for welding, but it's up to the welder to set the right parameters and weld accordingly. By utilizing Control Pad – the X8 MIG Welder's wireless user interface – to select the digital WPS (dWPS) via WeldEye, the power source is automatically set up according to the limits presented in the WPS. Faster setup and 100% certainty over WPS-compliant welding – what could be better?



X8 Wire Feeder

Innovatively designed wire feeder ensures safe and ergonomic loading of filler wire spool. Wire feeder and welding gun lighting enable working in dimly lit conditions.



By utilizing Control Pad – the X8 MIG Welder's wireless user interface – to select the digital WPS (dWPS) via WeldEye, the power source is automatically set up according to the limits presented in the WPS.



Well-balanced welding guns with an ergonomic handle design make welding more comfortable and productive.



An integrated cooling unit enables tool-free coolant filling.



My Fleet is a free-of-charge cloud service for X8 MIG Welder owners. It provides information on the equipment usage and software and includes the manufacturer's validation certificate for the first year.

Technical specifications

X8 MIG Welder		400 A	400 A MV	500 A	500 A MV
Mains connection cable	H07RN-F	6 mm ²	16 mm ²	6 mm ²	16 mm ²
Mains connection voltage 3~ 50/60 Hz		-	220 - 230 V ±10 %	-	220 - 230 V ±10 %
Mains connection voltage 3~ 50/60 Hz		380 - 460 V ±10 %	380 - 460 V ±10 %	380 - 460 V ±10 %	380 - 460 V ±10 %
Rated power	60 % ED	19 kVA	19 kVA	26 kVA	26 kVA
	100 % ED	14 kVA	14 kVA	18 kVA	18 kVA
Open circuit voltage (MMA)	U _{av}	50 V	50 V	50 V	50 V
Fuse	220 - 230 V	-	63 A	-	63 A
	380 - 460 V	32 A	32 A	32 A	32 A
Output	60 % ED	400 A	400 A	500 A	500 A
	100 % ED	320 A	320 A	400 A	400 A
Welding current and voltage range	MIG @ 220 V	-	20 A/14 V - 400 A/50 V	-	20A/14V - 500A/55V
	MIG @ 380 V	20A/14V - 400A/50V	20 A/14 V - 400 A/50 V	20A/14V - 500A/55V	20A/14V - 500A/55V
Welding current and voltage range	MIG @ 220 V	-	15 A/20 V - 400 A/58 V	-	15A/20V - 500A/57V
	MMA @ 380 V	15A/20V - 400A/58V	15 A/20 V - 400 A/58 V	15A/20V - 500A/57V	15A/20V - 500A/57V
Welding voltage (max)		58 V	58 V	57 V	57 V
Power factor at max current	P.F.	0.80 - 0.88	0.80 - 0.88	0.82 - 0.90	0.82 - 0.90
Efficiency at max current	η	89 - 91 %	89 - 90 %	89 - 91 %	89 - 91 %
Operating temperature range		-20...+40 °C	-20...+40 °C	-20...+40 °C	-20...+40 °C
Storage temperature range		-40...+60 °C	-40...+60 °C	-40...+60 °C	-40...+60 °C
EMC class		A	A	A	A
Degree of protection		IP23S	IP23S	IP23S	IP23S
External dimensions LxWxH		921x348x795 mm	921 x 348 x 795 mm	921x348x795 mm	921x348x795 mm
Weight without accessories		95 kg	95 kg	95 kg	95 kg
Recommended generator power (min)	S _{gen}	25 kVA	25 kVA	35 kVA	35 kVA
Wireless communication type		2.4 GHz WiFi & Bluetooth	2.4 GHz WiFi & Bluetooth	2.4 GHz WiFi & Bluetooth	2.4 GHz WiFi & Bluetooth
Wired communication type		Ethernet & USB	Ethernet & USB	Ethernet & USB	Ethernet & USB
Standards		IEC 60974-1, -10	IEC 60974-1, -10	IEC 60974-1, -10	IEC 60974-1, -10

X8 Cooler	
Rated cooling power at 1 l/min	1.4 kW
Rated cooling power at 1.6 l/min	1.9 kW
Recommended coolant	MPG 4456 (Kemppi mixture)
Coolant pressure (max)	0.4 MPa
Tank volume	4 l
Operating temperature range *	-10...+40 °C
Storage temperature range	-40...+60 °C
EMC class	A
Degree of protection **	IP23S
Weight without accessories	15.5 kg
Standards	IEC 60974-2, -10
* With recommended coolant	
** When mounted	

Technical specifications

X8 Control Pad

Operating temperature range	-20...+40 °C
Storage temperature range	-40...+60 °C
Degree of protection	IP54
External dimensions LxWxH	200 x 130 x 33 mm
Weight without accessories	0.89 kg
Typical battery operation time	15 - 24 h
Battery type	Li-ion
Rated battery voltage	7.2 V
Rated battery capacity	6.2 Ah
Typical battery charging time	5 h
Wireless communication type	2.4 GHz Bluetooth
Typical wireless communication range	15 m
Wired communication type	USB
Display type	TFT LCD
Display size	5.7 "
Standards	IEC 60950-1, EN 62368-1; EN 300 328 v2.1.1; EN 300 330 v2.1.1; EN 301 489-1 v2.1.1; EN 301 489-3 v2.1.0; EN 301 489-17 v3.1.1

X8 Wire Feeder

Welding current, I ₂	40 % ED	600 A
	60 % ED	530 A
	100 % ED	440 A
Gun connection	Kempfi	
Wire feed mechanism	4-roll, twin-motor	
Diameter of feed rolls	32 mm	
Filler wires	Fe	0.6 - 2.4 mm
	Ss	0.6 - 2.4 mm
	MC/FC	0.8 - 2.4 mm
	Al	0.8 - 2.4 mm
Wire feed speed	0.5 - 25 m/min	
Wire spool weight (max)	20 kg	
Wire spool diameter (max)	300 mm	
Shielding gas pressure (max)	p _{max}	0.5 MPa
Operating temperature range	-20...+40 °C	
Storage temperature range	-40...+60 °C	
EMC class	A	
Degree of protection	IP23S	
External dimensions LxWxH	640 x 220 x 400 mm	
Weight without accessories	11.2 kg	
Wireless communication type	2.4 GHz Bluetooth	
Standards	IEC 60974-5, 10	



Ordering information

X8 Power Source (includes Control Pad, X8 Wheel Set and X8 Wire Feeder Rotating Plate)		
X8 Power Source without software		
X8 Power Source 400		X8100400000
X8 Power Source 400 with cooler		X8100401000
X8 Power Source 500 with cooler		X8100501000
X8 Power Source 500 MV with cooler		X8100501100
X8 Power Source with welding programs and processes		
X8 Power Source 400, CUSTOM		X8100400001
X8 Power Source 400 with cooler, CUSTOM		X8100401001
X8 Power Source 400 MV, CUSTOM		X8100400101
X8 Power Source 500 with cooler, CUSTOM		X8100501001
X8 Power Source 500 MV with cooler, CUSTOM		X8100501101
X8 Power Source 500 with cooler and Software Pack 1 **		X8100501010
** Software Pack 1 includes X8 Work Pack and WiseFusion.		
X8 Wire Feeder		
X8 Wire Feeder		X8200000002
X8 Wire Feeder with cabinet heater		X8200000001
X8 Power upgrade		
Power upgrade 500 for X8 Power Source		X8550000
Software products		
WiseFusion		X8500000
WiseSteel		X8500001
WisePenetration+		X8500002
WiseRoot+		X8500003
WiseThin+		X8500004
X8 Work Pack		X8520000
Welding programs and packages are available in DataStore via Mobile Maintenance app.		
WeldEye WP & PQ cloud package		6800010
X8 accessories and spare parts		
X8 Cooler		X8600000000
X8 Wheel Set		X8701010000
X8 Gas Cylinder Cart		X8701020000
X8 Wire Feeder Rotating Plate		X8702010000
X8 Double Wire Feeder Rotating Plate *		X8702020000
X8 Wire Feeder Counterbalance Arm		X8702030000
X8 Wire Feeder Hanger For Boom		X8702040000
X8 Cable Rack **		X8701030000
X8 Accessory Tray		X8701040000
Control Pad		X8400110001
Wire Drum Kit	5 m	W012757
Wire Drum Kit	10 m	W012758
Wire Drum Kit	20 m	W012759
Wire Drum Kit	27 m	W012760

* – X8 Double Wire Feeder Rotating Plate is not compatible with X8 Wire Feeder Counterbalance Arm.

** – X8 Cable Rack is not compatible with X8 Gas Cylinder Cart.

Ordering information

Guns		
X8 MIG Gun 200-g	3.5 m	X8301203500
X8 MIG Gun 200-g	5.0 m	X8301205000
X8 MIG Gun 300-g	3.5 m	X8301303500
X8 MIG Gun 300-g	5.0 m	X8301305000
X8 MIG Gun 400-g	3.5 m	X8301403500
X8 MIG Gun 400-g	5.0 m	X8301405000
X8 MIG Gun 420-w	3.5 m	X8300423500
X8 MIG Gun 420-w	5.0 m	X8300425000
X8 MIG Gun 520-w	3.5 m	X8300523500
X8 MIG Gun 520-w	5.0 m	X8300525000
X8 Mounting Ring Tool		SP012703
Cables		
Earth return cable	5 m, 70 mm ²	6184711
Earth return cable	10 m, 70 mm ²	6184712
Interconnection cables, gas-cooled		
Interconnection Cable 70-g	5 m	X8801700500
Interconnection Cable 70-g	10 m	X8801701000
Interconnection Cable 70-g	20 m	X8801702000
Interconnection Cable 70-g	30 m	X8801703000
Interconnection Cable 95-g	2 m	X8801950200
Interconnection Cable 95-g	5 m	X8801950500
Interconnection Cable 95-g	10 m	X8801951000
Interconnection Cable 95-g	20 m	X8801952000
Interconnection Cable 95-g	30 m	X8801953000
Interconnection cables, water-cooled		
Interconnection Cable 70-w	5 m	X8800700500
Interconnection Cable 70-w	10 m	X8800701000
Interconnection Cable 70-w	20 m	X8800702000
Interconnection Cable 70-w	30 m	X8800703000
Interconnection Cable 95-w	2 m	X8800950200
Interconnection Cable 95-w	5 m	X8800950500
Interconnection Cable 95-w	10 m	X8800951000
Interconnection Cable 95-w	20 m	X8800952000
Interconnection Cable 95-w	30 m	X8800953000
Remote controls		
X8 Gun Remote Control (for X8 MIG Guns)		X841000000

For the ordering codes of consumables for the guns and wire feeder, see Kemppi Consumable Kit Selector.



FastMig X Welding excellence



Energy efficient



- Multi-process power solution: MIG, 1-MIG, pulsed MIG, MMA, and TIG
- Arc Mobile Control brings flexible way to use and control the welding machine
- WiseRoot+ for optimized root welding
- WiseThin + for optimized sheet and position welding: Mixed gas quality with lower cost CO₂ shielding gas
- Precise arc voltage function measures and shows the actual arc voltage on the display
- Save time by combining two wire feeders on the same power source for alternative filler wires
- SuperSnake subfeeder connectivity for maximum reach

Applications

- Machine manufacturing
- Transportation
- Oil & gas sector: Offshore and onshore pipelines & rigs
- Power Industry
- Tanks & pressure vessels
- Steel structures

Intelligent, flexible, upgradable

Kemppi's FastMig X product series offers highly specialized welding solutions and superior welding quality for demanding industrial applications. It features three alternative high-end configuration recommendations for three different purposes: FastMig X Regular for robust workshop use a MIG/MAG pulse welding, mainly for welding thick plates, FastMig X Pipe for pipe and root welding and FastMig X Intelligent for demanding welding applications, for all metals and processes, including welding of thin sheets.

All three configuration options are fully upgradable and can be optimized for specific welding applications by choosing suitable software packages and applications.

All configurations are equipped with either the FastMig X 350 or the FastMig X 450 power source, which is a multi-process CC/CV power source that is ideal for synergic and pulsed MIG/MAG welding, MMA welding, and TIG welding. Used in configuration with WFX wire feeders, they form a welding system that easily meets every welding need and the quality management requirements of any metal fabrication workshop. Additionally, all three configurations come with the Cool X cooling unit.

FastMig X series is highly versatile. For example, it enables you to connect two wire feeders, allowing a very rapid change in welding processes, filler wire type, and wire size. The Wise solutions provide further flexibility for specific welding applications: for example, WiseRoot+ meets the special requirements of root welding, and exact arc voltage measurement provides easy and precise control of the device. Arc voltage measurement (available in all FastMig X models) ensures that the set WPS parameters are always kept, regardless of the length of the welding cables. Depending on your needs, you have the option to use and upgrade any of the software packages 1, 2 or 3, each packed with more features and functions.

The system is designed to fulfil the strict demands of the ISO 3834, NORSOK, ASME, and EN 1090 manufacturing standards. Combine your FastMig X welding quality and Kemppi's state-of-the-art quality management solutions to meet the highest welding standards in your production.

Software package 1

Software package 2

Software package 3 & Mobile Control



FastMig X **Regular**

- Basic Pulse MIG/MAG welding
- Robust thick metal plates



FastMig X **Pipe**

- Specially designed for pipe welding
- Also suitable for plates, root welding from one side



FastMig X **Intelligent**

- For any metal and process
- Also for thin sheet
- Copy-paste settings from one welding machine to another
- Monitor, control, and adjust welding parameters and settings



FastMig X, WFX 200, 300, -AMC, -P

Ordering information & technical specifications

FastMig X		
FastMig X 450 power source		6103450
FastMig X 450 power source	No control panel	610345001
FastMig X 350 power source		6103350
FastMig X 350 power source	No control panel	610335001
FastMig X 350MV power source		6103353
WFX 200 wire feeder*	200 mm	6103520
WFX 300 wire feeder*	300 mm	6103530
WFX 200 P Fe wire feeder*	200 mm	6103521
WFX 200 P Ss wire feeder*	200 mm	6103522
WFX 300 P Fe wire feeder*	300 mm	6103531
WFX 300 P Ss steel wire feeder*	300 mm	6103532
WFX 200 AMC wire feeder*	200 mm	6103523
WFX 300 AMC wire feeder*	300 mm	6103533
WFX 200-T wire feeder *	200 mm	6103524
WFX 300-T wire feeder *	300 mm	6103534
WFX 300 P-T wire feeder *	300 mm	6103535

* Including WisePulseMig license and MMA process.

Software products		
MatchLog function	Included with WFX 200 & 300 AMC	9991017
MatchChannel function	Included with MatchLog licence	
WisePulseMig licence for pulse welding	Included with all WFX feeders	9990417
WiseFusion function	Included with all WFX feeders excluding T versions	9991014
WisePenetration function	Included with WFX 200 & 300 AMC	9991000
Steel welding program package	Included with WFX 200 & 300 P steel	99904274
Stainless steel welding program package	Included with WFX 200 & 300 P stainless	99904275
WiseRoot+ function	Included with WFX 200 & 300 P	9990418
WiseThin+ function	Included with WFX 200 & 300 AMC	9990419

NOTE: WiseRoot+ and WiseThin+ welding processes are not available with SuperSnake sub feeder.

PMT MN guns for Root welding		
1.2 mm / 60° / L198 / Root	3.5 m	62503230N04
1.2 mm / 60° / L168 / Root	3.5 m	62503230N06
1.2 mm / 60° / L198 / Root	5 m	62503250N04
1.0 mm / Stainless / 60° / L198 / Root	5 m	62503250N03SS

– For other models, please contact Kemppi.

Cables		
Earth return cable	5 m, 50 mm ²	6184511
Earth return cable	5 m, 70 mm ²	6184711
MMA welding cable	5 m, 50 mm ²	6184501
MMA welding cable	5 m, 70 mm ²	6184701

Interconnection cables, air-cooled		
FASTMIG X 70-1.8-GH	1.8 m	6260468
FASTMIG X 70-5-GH	5 m	6260469
FASTMIG X 70-10-GH	10 m	6260470
FASTMIG X 70-20-GH	20 m	6260471
FASTMIG X 70-30-GH	30 m	6260472

– For other lengths, please contact Kemppi.

Interconnection cables, liquid-cooled		
FASTMIG X 70-1.8-WH	1.8 m	6260473
FASTMIG X 70-5-WH	5 m	6260474
FASTMIG X 70-10-WH	10 m	6260475
FASTMIG X 70-20-WH	20 m	6260476
FASTMIG X 70-30-WH	30 m	6260477

– For other lengths, please contact Kemppi.

Remote controls		
RMT 10 (PMT)		6185475
Remote control unit R20	5 m	6185419
Remote control unit R30 DataRemote	5 m	6185420
Remote control unit R30 DataRemote	10 m	618542001
Remote control extension cable	10 m	6185481
Remote X 37 control panel		6103800

FastMig X	Regular	Pipe	Intelligent
Power source	FastMig X 350, FastMig X 450	FastMig X 350, FastMig X 450	FastMig X 350, FastMig X 450
Wire feeder	WFX 200	WFX 200 P Fe, WFX 200 P Ss	WFX 200 AMC
	WFX 300	WFX 300 P Fe, WFX 300 P Ss	WFX 300 AMC
Cooling unit	Cool X	Cool X	Cool X
Welding process	MMA	MMA	MMA
	MIG/MAG	MIG/MAG	MIG/MAG
	Syn MIG	Syn MIG	Syn MIG
	Pulse MIG	Pulse MIG (included Pipe stainless pack)	Pulse MIG
	Double Pulse	Double Pulse (included Pipe stainless pack)	Double Pulse
Software	WiseFusion	Wise Fusion	WiseFusion
		WiseRoot+	WisePenetration
		Match Log	WiseThin+
			Match Log
	WorkPack (21 pcs)	Pipe Steel pack Fe (25 pcs)	Steel Pack (14 pcs)
		Pipe Stainless steel pack Ss (17 pcs)	Steel Pack for WiseThin+ (8 pcs)
			Stainless steel Pack (12 pcs)
		Aluminium Pack (12 pcs)	
Mobile Control			Arc Mobile Control

Accessories

Cooling unit Cool X		6068200
Arc Mobile Control Adapter	Included with WFX 200 / 300 AMC	6103100
Cabinet heater KWF 200/300		6185288
Magnetic clamp (earth return cable)	600 A	9871570
Magnetic clamp (voltage sensing cable)	200 A	9871580
SuperSnake GT02S sub feeder	10 m	6153100
SuperSnake GT02S sub feeder	15 m	6153150
SuperSnake GT02S sub feeder	20 m	6153200
SuperSnake GT02S sub feeder	25 m	6153250
SuperSnake GT02S W sub feeder	10 m	6154100
SuperSnake GT02S W sub feeder	15 m	6154150
SuperSnake GT02S W sub feeder	20 m	6154200
SuperSnake GT02S W sub feeder	25 m	6154250
SuperSnake GT02S sub feeder synchronization unit for MXF and WFX wire feeders		W004030
KV 200 mounting plate for two wire feeders and TIG unit		6185249
Gun holder GH 30		6256030
Transport unit PM 500		6185291
Software installation device DataGun		6265023

FastMig X, WFX 200, 300, -AMC, -P

Ordering information & technical specifications

FastMig X		350	450	350MV – 230 V range	350MV – 400 V range
Connection voltage	3~50/60 Hz	400 V (-15...+20 %)	400 V, -15...+20 %	220 V -10% ... 230 V +10%	380 V -10% ... 440 V +10%
Rated power	60 % ED		22.1 kVA		
	80 % ED	16.0 kVA		16.0 kVA	16.0 kVA
	100 % ED	15.3 kVA	16.0 kVA	15.3 kVA	15.3 kVA
Output 40 °C	60 % ED		450 A	-	-
	80 % ED	350 A		350 A	350 A
	100 % ED	330 A	350 A	330 A	330 A
Welding current and voltage range	MMA	15 A/20 V – 350 A/46 V	15 A/20 V – 450 A/46 V	15 A/20 V – 350 A/46 V	15 A/20 V – 350 A/46 V
	MIG	20 A/12 V – 350 A/46 V	20 A/12 V – 450 A/46 V	20 A/12 V – 350 A/46 V	20 A/12 V – 350 A/46 V
Max. welding voltage MMA		46 V	46 V	46 V	46 V
Open circuit voltage	MMA	U ₀ = 70 – 98 V, U _{av} = 50 V	U ₀ = 70 – 98 V, U _{av} = 50 V	U ₀ = 70 – 98 V, U _{av} = 50 V	U ₀ = 70 – 98 V, U _{av} = 50 V
	MIG/MAG, Pulse	U ₀ = 80 – 98 V	U ₀ = 80 – 98 V	U ₀ = 80 – 98 V	U ₀ = 80 – 98 V
Open circuit power		100 W	100 W	100 W	100 W
Power factor at max. current		0.85	0.88	0.90	0.88 ... 0.82
Efficiency at max. current		87 %	87 %	83 %	85 %
Operating temperature range		-20...+40 °C	-20...+40 °C	-20...+40 °C	-20...+40 °C
Storage temperature range		-40...+60 °C	-40...+60 °C	-40...+60 °C	-40...+60 °C
EMC class		A	A	A	A
Degree of protection		IP23S	IP23S	IP23S	IP23S
External dimensions	L x W x H	590 x 230 x 430 mm	590 x 230 x 430 mm	590 x 230 x 580 mm	590 x 230 x 580 mm
Weight		38 kg	38 kg	49 kg	49 kg

Suitable for generator use

WFX 300 / 300 AMC

Output 40 °C	60 % ED	520 A
	100 % ED	440 A
Wire feed speed		1 – 25 m/min
Wire feed mechanism		DuraTorque
Diameter of feed rolls		32 mm
Filler wires	∅ Fe, Ss	0.6 – 1.6 mm
	∅ Cored wire	0.8 – 2.0 mm
	∅ Al	0.8 – 2.4 mm
Wire spool	max. weight / max. ∅	20 kg / 300 mm
External dimensions	L x W x H	625 x 243 x 476 mm
Weight		12.5 kg

WFX 200 / 200 AMC / WFX 200 P (Fe and Ss)

Output 40 °C	60 % ED	520 A
	100 % ED	440 A
Wire feed speed		1 – 25 m/min
Wire feed mechanism		4 roll
Diameter of feed rolls		32 mm
Filler wires	∅ Fe, Ss	0.6 – 1.6 mm
	∅ Cored wire	0.8 – 2.0 mm
	∅ Al	0.8 – 2.4 mm
Wire spool	max. weight / max. ∅	5kg / 200 mm
External dimensions	L x W x H	510 x 200 x 310 mm
Weight		9.4 kg

WFX 300 P (Fe and Ss)

Output 40 °C	60 % ED	520 A
	100 % ED	440 A
Wire feed speed		0.5 – 25 m/min
Wire feed mechanism		GT04
Diameter of feed rolls		32 mm
Filler wires	∅ Fe, Ss	0.6 – 2.0 mm
	∅ Cored wire	0.8 – 2.4 mm
	∅ Al	0.8 – 2.4 mm
Wire spool	max. weight / max. ∅	20 kg / 300 mm
External dimensions	L x W x H	590 x 240 x 445 mm
Weight		13.1 kg



FastMig M

Proven reliability from the top of welding technology



Energy efficient



- Modular design
- Two package options: Regular and Synergic
- Multi-voltage power supply version available
- WiseFusion™ option for easy and efficient welding out of position
- All Wise™ optimisation products
- MasterTig LT 250 and ArcFeed connection in power source with optional AS kit
- SuperSnake sub feeder for extended reach
- MagTrac F 61 welding carriage for improved productivity

Applications

- Offshore and shipyards
- Metal workshops
- Construction

Top welding performance for industrial MIG/MAG welding

Welding equipment optimised to your production

FastMig M series is a combination of modularity, ease of use and wide range of usage.

These machines pack huge duty cycle performance into compact lean dimensions and weight, increasing productivity and work site mobility.

In industrial MIG/MAG welding, FastMig M is the well known high-technology alternative. Its control technology ensures excellent arc ignition and welding performance, so you spend more time welding and less time removing spatter.

There are two product package options from which you can select the optimal for your welding application: the synergic package for demanding advanced use, and the regular one for basic use.

Whenever your application changes, you can update your FastMig M setup to go along with your production needs.

Boost your welding performance with auxiliary options

Take a step onto a new level of welding productivity: Combine the welding power of your FastMig M with the speed and reliability of Kemppi's MagTrac F 61 welding carriage.

To take the welding productivity one step further, you can combine your FastMig M and MagTrac F 61 setup with the WiseFusion welding optimisation function. This is a welding combination that delivers quality welds with a very low heat input, resulting in significant reduction in straightening and other after work costs. It has been calculated that this solution can reduce your after work costs by up to 20%.

Furthermore, the FastMig M solution offers a wide selection of remote control devices to make the welder's work more efficient and productive. And if you need more reach, you can connect the SuperSnake sub feeder, which gives you up to 30 meters wider work range.

FastMig M is a strong and reliable workhorse no matter which package you choose: Regular or Synergic.

You can choose either regular or synergic way of controlling the welding parameter values on your machine. Both control modes are available for any power source and wire feeder combination.

You can choose your wire feeder and control panel combination according to your present welding needs, and if your application changes later on, you can always refresh your FastMig M system with new power levels, wire feeder options and welding software.

Choice of wire feeders

You have a choice of three wire feeder models to go with your Regular or Synergic FastMig M package.

FastMig MXF 63 is a small and light version for 200 mm wire spools, whereas MXF 65 and MXF 67 models fit 300 mm wire spools. FastMig MXF 67 has an extra strong dual-skin plastic casing.

Both regular and synergic control panel options are available for all wire feeder models.

You can choose from three different wire feeder options for FastMig M: **MXF 65, MXF 67** and **MXF 63**, from left to right.



Regular FastMig M packages contain an MR control panel, representing the regular way of controlling the welding parameters. This package is suitable for basic welding applications in professional industrial welding.



Synergic FastMig M packages contain an MS control panel, which includes easy-to-use synergic functionality and a rich selection of additional features for optimising your welding work. These packages are suitable for professional use in more demanding industrial applications.

FastMig M	Regular	Synergic
Power source	FastMig M 320	FastMig M 320
	FastMig M 420	FastMig M 420
	FastMig M 520	FastMig M 520
	FastMig M 420MV	FastMig M 420MV
Wire feeder	MXF 65	MXF 65 EL
	MXF 67	MXF 67 EL
	MXF 63	MXF 63 EL
Cooling unit	FastCool 10	FastCool 10
Panels	FastMig MR 200	FastMig MS 200
	FastMig MR 300	FastMig MS 300
Optional Software		WiseFusion
		WisePenetration
		WiseRoot
		WiseThin
		MatchLog
		MatchPIN

FastMig M

Technical specifications

		FastMig M 320	FastMig M 420	FastMig M 520
Connection voltage	3~, 50/60 Hz	400 V -15 %...+20 %	400 V -15 %...+20 %	400 V -15 %...+20 %
Rated power	60 % ED	-	20 kVA	27 kVA
	100 % ED	15 kVA	18 kVA	20 kVA
Output 40 °C	60 % ED	-	420 A	520 A
	100 % ED	320 A	380 A	430 A
Welding current and voltage range	MMA	15 A/20 V – 320 A/45 V	15 A/20 V – 420 A/44 V	15 A/20 V – 520 A/43 V
	MIG	20 A/12 V – 320 A/45 V	20 A/12 V – 420 A/44 V	20 A/12 V – 520 A/43 V
Max. welding voltage		45 V	45 V	45 V
Open circuit voltage MMA		U ₀ = 48 – 53 V U _{av} = 50 V	U ₀ = 48 – 53 V U _{av} = 50 V	U ₀ = 48 – 53 V U _{av} = 50 V
Open circuit voltage MIG/MAG		U ₀ = 50 – 58 V	U ₀ = 50 – 58 V	U ₀ = 50 – 58 V
Idle power		25 W	25 W	25 W
Efficiency at max. current		88 %	89 %	89 %
Power factor at max. current		0.80	0.87	0.90
Operating temperature range		-20 ... +40 °C	-20 ... +40 °C	-20 ... +40 °C
Storage temperature range		-40 ... +60 °C	-40 ... +60 °C	-40 ... +60 °C
Degree of protection		IP23S	IP23S	IP23S
EMC class		A	A	A
External dimensions		590 x 230 x 430 mm	590 x 230 x 430 mm	590 x 230 x 430mm
Weight		34 kg	35 kg	36 kg

		FastMig M 420MV – 400 V range	FastMig M 420MV – 230 V range
Connection voltage	3~, 50/60 Hz	380 V -10% ... 440 V +10%	220 V -10 % ... 230 V +10 %
Rated power	60 % ED	22kVa	21 kVa
	100 % ED	19 kVa	18 kVA
Output 40 °C	60 % ED	420 A	420 A
	100 % ED	380 A	380 A
Welding current and voltage range	MMA	15 A/20 V ... 420 A/44 V	15 A/20 V ... 420 A/48 V
	MIG	20 A/12 V ... 420 A/44 V	20 A/12 V ... 420 A/48 V
Max. welding voltage		44 V	48 V
Open circuit voltage MMA		U ₀ = 48 ... 53 V U _{av} = 50 V	U ₀ = 48 ... 53 V U _{av} = 50 V
Open circuit voltage MIG/MAG		U ₀ = 53 ... 58 V	U ₀ = 60 ... 65 V
Idle power		25 W	25 W
Efficiency at max. current		87 %	87 %
Power factor at max. current		0.82	0.85
Operating temperature range		-20 ... +40 °C	-20 ... +40 °C
Storage temperature range		-40 ... +60 °C	-40 ... +60 °C
Degree of protection		IP23S	IP23S
EMC class		A	A
External dimensions		590 x 230 x 580 mm	590 x 230 x 580 mm
Weight		49 kg	49 kg

FastMig M

Technical specifications – Ordering information

		FastMig MXF 63	FastMig MXF 65	FastMig MXF 67
Output 40 °C	60 % ED	520 A	520 A	520 A
	100 % ED	440 A	440 A	440 A
Wire feed speed		0 – 25 m/min	0 – 25 m/min	0 – 25 m/min
Wire feed mechanism		4-roll	4-roll	4-roll
Diameter of feed rolls		32 mm	32 mm	32 mm
Filler wires	∅ Fe, Ss	0.6 – 1.6 mm	0.6 – 1.6 mm	0.6 – 1.6 mm
	∅ Cored wire	0.8 – 1.6 mm	0.8 – 2.0 mm	0.8 – 2.0 mm
	∅ Al	1.0 – 1.6 mm	1.0 – 2.4 mm	1.0 – 2.4 mm
Wire spool	max. weight / max. ∅	5 kg / 200 mm	20 kg / 300 mm	20 kg / 300 mm
External dimensions	L x W x H	510 x 200 x 310 mm	620 x 210 x 445 mm	625 x 243 x 476 mm
Weight		9.4 kg	11.1 kg	12.5 kg

Power sources

FastMig M 320	6132320
FastMig M 420	6132420
FastMig M 520	6132520
FastMig M 420MV	6132423

Wire feeders

MXF 65 EL	To be used with MS panels	6152100EL
MXF 67 EL	To be used with MS panels	6152200EL
MXF 63 EL	To be used with MS panels	6152300EL
MXF 65	To be used with MR panels	6152100
MXF 67	To be used with MR panels	6152200
MXF 63	To be used with MR panels	6152300

Panels for wire feeders

FastMig MR 200	Regular panel	6136100
FastMig MR 300	Regular panel	6136200
FastMig MS 200	Synergic panel	6136300
FastMig MS 300	Synergic panel	6136400

Accessories

Earth return cable	5 m, 50 mm ²	6184511
Earth return cable	5 m, 70 mm ²	6184711
Cable for MMA welding	5 m, 50 mm ²	6184501
Cable for MMA welding	5 m, 70 mm ²	6184701
Remote control unit R10	5m	6185409
Remote control unit R10	10m	618540901
Remote control unit R20	5m	6185419
R30 DataRemote	5m	6185420
R30 DataRemote	10m	618542001
Remote control unit RMT 10		6185475
Remote control cable	10m	6185481
AS KIT including panel		6264263
Cooling unit FastCool 10		6068100
Gun holder GH 30		6256030
KV 401 Swing boom arm (PM 500)		6185248
GG200/300 gas guard		6237406
MXFSuperSnake synchronisation kit		W004030

Interconnection cable, gas-cooled	1.8 m, 70 mm ²	6260401
Interconnection cable, gas-cooled	5 m, 70 mm ²	6260405
Interconnection cable, gas-cooled	10 m, 70 mm ²	6260326
Interconnection cable, gas-cooled	15 m, 70 mm ²	6260325
Interconnection cable, gas-cooled	20 m, 70 mm ²	6260327
Interconnection cable, gas-cooled	30 m, 70 mm ²	6260330
Interconnection cable, water-cooled	1.8 m, 70 mm ²	6260410
Interconnection cable, water-cooled	5 m, 70 mm ²	6260407
Interconnection cable, water-cooled	10 m, 70 mm ²	6260334
Interconnection cable, water-cooled	15 m, 70 mm ²	6260335
Interconnection cable, water-cooled	20 m, 70 mm ²	6260337
Interconnection cable, water-cooled	30 m, 70 mm ²	6260340
WiseFusion welding function		9991014
WisePenetration welding function		9991000
WiseRoot welding process		6265011
WiseThin welding process		9991013
WiseSynergicMig license for upgrading Regular package to Synergic (for FastMig M)		9990420
MatchLog		9991017
MatchPIN		6265026
Transport unit PM 500		6185291
Transport unit PM 502		6185293
Transport unit T10		6185231
Transport unit T120		6185252
KWF 200 hanging frame		6185285
KWF 200 protection sliders		6185286
KV 200 mouting plate		6185249
MXF 65 hanging kit		W001694
MXF 63 hanging frame		6185285
MXF 63 protection sliders		6185286

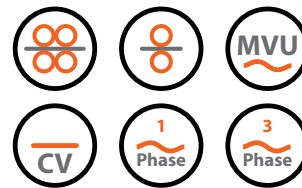


Kempact RA

Switch on the new standard



Energy efficient



- Modern, energy efficient power source
- Excellent welding performance with mixed or CO₂ shielding gas
- Precise, clean arc ignition
- Maximum output at 35 % duty cycle
- Large, clear LCD display
- WireLine™ service indicator
- GasMate™ chassis design featuring floor level cylinder loading
- Brights™ cabinet lighting
- HotSpot™ heat treatment function
- 2T/4T gun switch latching
- Spot and cycle arc timer
- Parts storage trays
- 3.5 m FE welding gun
- Kemppti 2+ warranty

New standards in compact MIG/MAG class

Designed for the modern welding workshop, Kempact RA expresses stylish and purposeful design through high build quality and functional user benefits, making weld tasks productive, accurate and efficient.

Kempact RA is built on Kemppti's latest power source platform, ensuring optimal welding performance and excellent power cost efficiency. Eleven model options include 180, 250 and 320 ampere power sources, including a choice of either Regular (R) or Adaptive (A) control panel interface, which serve the wide ranging needs of metal fabrication workshops. Delivery specification includes welding gun and earth return lead pack.

New technology features include reduced energy costs of more than 10 % when compared to conventional step controlled power sources, Brights™ cabinet lighting for easy wire loading in low light conditions, WireLine™ service alert function that signals routine wire-path maintenance needs, plus the integrated GasMate™ chassis design, making gas cylinder loading and machine movement easy and safe. Whichever model you select, Kempact RA ensures you get the most from every welding task.

Design features:

1. Tough Plexiglas cover and lens plate provide added protection and style.
2. Choose either Regular (R models) or Adaptive (A models) control panel interface.
3. 2-roll (181 and 251 models) or 4-roll (253 and 323 models) wire drive systems.
4. Inverted gun connection improves wire feeding and gun life.
5. Brights™ wire cabinet lighting for low light conditions.
6. WireLine™ service symbol alerts drive system maintenance needs.
7. Integrated storage trays for wire drive and gun parts.
8. GasMate™ chassis design makes cylinder loading and machine movement easy and safe.
9. Strong pressed steel and moulded plastic construction.
10. Easy change welding polarity terminals.
11. Particle filter option for dusty fabrication shops.



2012 ■



Kempact RA is accurate and efficient; designed for use with a variety of filler materials.



The large and clear LCD control panels make parameter setting and reference easy. Parts trays provide convenient storage and access.



GasMate chassis design makes gas cylinder collection, storage and movement easy. Gas cylinders are floor level loaded and secured with a strong fabric webbing system.



Kempact Adaptive (A) models include special features, including power setting by plate thickness control, filler materials selection and memory channels.

Kempact RA

Technical specifications

Kempact		181A		251R, 251A
Connection voltage	1~, 50/60 Hz	230V (±15 %)	1~, 50/60 Hz	240V (±15 %)
Rated power at max. current	50 % ED I1max (180 A)	5 kVA	30 % ED I1max (250 A)	8.5 kVA
Supply current	50 % ED I1max (180 A)	22 A	30 % ED I1max (250 A)	36 A
	100 % ED I1eff (140 A)	16 A	100 % ED I1eff (150 A)	17 A
Connection cable	H07RN-F	3G1.5 (1.5 mm ² , 5 m)	H07RN-F	3G2.5 (2.5 mm ² , 5 m)
Fuse	Type C	16 A	Type C	20 A
Welding range		10 V / 20 A – 26 V / 180 A		10 V / 20 A – 29 V / 250 A
Power factor at max.	180 A / 23 V	0.99	250 A / 26.5 V	0.99
Efficiency at 100% ED	140 A / 21 V	0.82	150 A / 21.5 V	0.82
Wire feed speed adjustment range		1.0-14.0 m/min		1.0-18.0m/min
Voltage adjustment range		8.0-26.0V		8.0-29.0V
External dimensions	L x W x H	623 x 579 x 1070 mm	L x W x H	623 x 579 x 1070 mm
Weight (without gun and cables)		44 kg		44 kg
EMC class		A		A
Standards: IEC 60974-1, IEC 60974-5, IEC 60974-10, IEC 61000-3-12				

Kempact		253R, 253A		323R, 323A
Connection voltage	3~, 50/60 Hz	400V (±15 %)	3~, 50/60 Hz	400V (±15 %)
Rated power at max. current	35 % ED I1max (250 A)	8.5 kVA	35 % ED I1max (320 A)	12 kVA
Supply current	35 % ED I1max (250 A)	11.9 A	35 % ED I1max (320 A)	17.2 A
	100 % ED I1eff (150 A)	6.1 A	100 % ED I1eff (190 A)	8.2 A
Connection cable	H07RN-F	4G1.5 (1.5 mm ² , 5 m)	H07RN-F	4G1.5 (1.5 mm ² , 5 m)
Fuse	Type C	10A	Type C	10A
Welding range		10 V / 20 A – 31 V / 250 A		10 V / 20 A – 32.5 V / 320 A
Power factor at max.	250 A / 26.5 V	0.93	320 A / 30 V	0.94
Efficiency at 100% ED	150 A / 21.5 V	0.88	190 A / 23.5 V	0.86
Wire feed speed adjustment range		1.0-18.0m/min		1.0-20.0m/min
Voltage adjustment range		8.0-31.0V		8.0-32.5V
External dimensions	L x W x H	623 x 579 x 1070 mm	L x W x H	623 x 579 x 1070 mm
Weight (without gun and cables)		44 kg		44 kg
EMC class		A		A
Standards: IEC 60974-1, IEC 60974-5, IEC 60974-10				



Kempact 181/251 models include the GT02C, two roll wire drive unit.



Kempact 253/323 models include the Dura-Torque four roll wire drive unit.



HotSpot™ feature makes metal shrinking and component heating simple and convenient.

Kempact RA

Technical specifications

Kempact		253 RMV/AMV		323 RMV/AMV	
Connection voltage	3~, 50/60 Hz	230 V -15%...400 V +15%	3~, 50/60Hz	230 V -15%...400 V +15%	
Rated power at max. current	40% ED I1max (250 A)(230V)	9 kVA	35% ED I1max (320A)(230V)	13.5 kVA	
	40% ED I1max (250A)(400V)	8.5 kVA	35% ED I1max (320A)(400V)	12.5 kVA	
Supply current	40% ED I1max (250A)(230V)	22.2 A	35% ED I1max (320A)(230V)	33.3 A	
	40% ED I1max (250A)(400V)	12.3 A	35% ED I1max (320A)(400V)	17.8 A	
	100% ED I1eff (150A)(230V)	10.8 A	100% ED I1eff (190A)(230V)	14.8 A	
	100% ED I1eff (150A)(400V)	6.2 A	100% ED I1eff (190A)(400V)	8.3 A	
Connection cable	H07RN-F	4G1.5 (1.5 mm ² , 5 m)	H07RN-F	4G1.5 (1.5 mm ² , 5 m)	
Fuse	Type C (230V)	16 A	Type C (230V)	16 A	
	Type C (400V)	10 A	Type C (400V)	10 A	
Welding range	10V/20A - 31V/250A		10V/20A - 32.5V/320A		
Power factor at max.	250A/26.5V (230V)	0.94	320A/30V (230V)	0.94	
	250A/26.5V (400V)	0.93	320A/30V (400V)	0.94	
Efficiency at 100% ED	150A/21.5V (230V)	0.79	190A/23.5V (230V)	0.80	
	150A/21.5V (400V)	0.82	190A/23.5V (400V)	0.83	
Wire feed speed adjustment range		1.0-18.0m/min		1.0-20.0m/min	
Voltage adjustment range		8.0-31.0V		8.0-32.5V	
External dimensions	L x W x H	623 x 579 x 1070 mm	L x W x H	623 x 579 x 1070 mm	
Weight (without gun and cables)		44 kg		44 kg	
EMC class		A		A	
Standards: IEC 60974-1, IEC 60974-5, IEC 60974-10					

Ordering information

Kempact RA			
Kempact 181A, FE 20, 3.5m	P2201	Kempact 253AMV, FE 32, 3.5m	P2217
Kempact 181A, FE 20, 5m	P2202	Kempact 253AMV, FE 32, 5m	P2218
Kempact 251R, FE 25, 3.5m	P2203	Kempact 323RMV, FE 32, 3.5m	P2219
Kempact 251R, FE 25, 5m	P2204	Kempact 323RMV, FE 32, 5m	P2220
Kempact 251A, FE 25, 3.5m	P2205	Kempact 323AMV, FE 32, 3.5m	P2221
Kempact 251A, FE 25, 5m	P2206	Kempact 323AMV, FE 32, 5m	P2222
Kempact 253R, FE 27, 3.5m	P2207	Kempact 323R, FE 35, 3.5M	P2260
Kempact 253R, FE 27, 5m	P2208	Kempact 323R, FE 35, 5.0M	P2255
Kempact 253A, FE 32, 3.5m	P2209	Kempact 323A, FE 35, 3.5M	P2261
Kempact 253A, FE 32, 5m	P2210	Kempact 323A, FE 35, 5.0M	P2256
Kempact 323R, FE 32, 3.5m	P2211	Kempact 323RMV, FE 35, 3.5M	P2262
Kempact 323R, FE 32, 5m	P2212	Kempact 323RMV, FE 35, 5M	P2263
Kempact 323A, FE 32, 3.5m	P2213	Kempact 323AMV, FE 35, 3.5M	P2264
Kempact 323A, FE 32, 5m	P2214	Kempact 323AMV, FE 35, 5M	P2265
Kempact 253RMV, FE 27, 3.5m	P2215	Carbon electrode holder	9592106
Kempact 253RMV, FE 27, 5m	P2216	Carbon electrode 10-100	4192160

For MIG/MAG welding gun range please see page 72– 82.



MinarcMig Evo 200/170

An adaptive tool for the mobile welder



Energy efficient



- Precise weld quality and arc ignition
- 200 A / 170 A of MIG/MAG welding power from a 16 A supply
- Choose either Automatic or Manual model
- Use with Fe, Fe FCW, Ss, Al, CuSi filler wires, 1 kg and 5 kg spools
- Just set the plate thickness and weld with 200 A model
- Large graphical display guides user
- Designed for use with long supply cables of 100m+
- A 3-meter gun, cable set and carrying strap included
- Suitable for mains network or generator use
- Kemppi 2+ warranty for parts and labour

Easier welding than ever

MinarcMig Evo machines pack huge MIG/MAG welding capacity and quality into their portable, compact size. Choose from either 200 A or 170 A models, delivering their welding power at 35 % duty cycle from a 16 A, 1-phase mains supply. MinarcMig Evo delivers premium results wherever your work takes you.

MinarcMig Evo 200 offers Automatic and Manual mode set-up for precise welding quality and arc ignition, monitored and controlled by Kemppi's adaptive arc regulation system. MinarcMig Evo 170 offers manual setting only, with separate controls for voltage and wire feed speed. Each model features a large graphical interface guiding the user during set-up and with MinarcMig Evo 200 you can simply set the plate thickness and weld, including materials selection for ferrous, stainless steel, aluminum and CuSi brazing filler wires, satisfying a wide variety of industrial applications.

PFC power source technology offers the ultimate energy economy with a power factor of 0.99. MinarcMig Evo can also be used efficiently with extra long power supply cables of more than 100 meters long, allowing for optimum welding utility in site welding environments.

Technical specifications

MinarcMig Evo		170	200
Connection voltage	1~ , 50/60 Hz	230 V (± 15 %)	230 V (± 15 %)
Connection voltage (AU)	1~ , 50/60 Hz	240 V (± 15 %)	240 V (± 15 %)
Rated power at max. current	35 % ED	170 A/4.8 kVA	200 A/6.2 kVA
Supply current	35 % ED I _{1max}	20,3 A	26.2 A
	100 % ED I _{1eff}	10,1 A	13.2 A
Connection cable	H07RN-F	3G1.5 (1.5 mm ² , 3 m)	3G1.5(1.5 mm ² , 3 m)
Fuse	type C	16 A	16 A
Output 40 °C	35% ED	170 A/24 V	200 A/24 V
	60% ED	140 A/21 V	160 A/22 V
	100% ED	100 A/20 V	120 A/20 V
Welding range		20 A/15 V – 170 A/ 24 V	20 A/15 V – 200 A/ 26 V
No-load voltage		74 V	74 V
Idle power		12 W fan off, 21 W fan on	12 W fan off, 26 W fan on
Voltage steps		0.1 V	0.1 V
Power factor at max. current		0.99	0.99
Efficiency at 100 % ED		80 %	82 %
Filler wires ø	Fe solid wire	0.6...1.0 mm	0.6...1.0 mm
	Fe cored wire	0.8...1.0 mm	0.8...1.0 mm
	Ss		0.8...1.0 mm
	Al		1.0 mm
	CuSi		0.8...1.0 mm
Wire feed speed adjustment range		1...12 m/min	1...13 m/min
Wire spool	max. ø	200 mm / 5 kg	200 mm / 5 kg
Shielding gases		CO ₂ , Ar + CO ₂ mixed	CO ₂ , Ar, Ar + CO ₂ mixed
External dimensions	L x W x H	450 x 227 x 368 mm	450 x 227 x 368 mm
Weight (incl. gun and cables 3.0 kg)		13 kg	13 kg
Temperature class		F (155 °C)	F (155 °C)
EMC class		A	A
Degree of protection		IP23S	IP23S
Operating temperature range		-20...+40 °C	-20...+40 °C
Storage temperature range		-40...+60 °C	-40...+60 °C
Standards: IEC 60974-1, IEC 60974-5, IEC 60974-10, IEC 61000-3-12			

Ordering information

MinarcMig Evo (incl. gun, cables, gas hose and shoulder strap)		
MinarcMig Evo 170		61008170
MinarcMig Evo 170 AU*		61008170AU
MinarcMig Evo 170 (Denmark) *		61008170DK
MinarcMig Evo 200		61008200
MinarcMig Evo 200 AU*		61008200AU
MinarcMig Evo 200 (Denmark) *		61008200DK
Welding gun MMG22	3 m	6250220
Earth return cable	3 m, 16 mm ²	6184003
Shielding gas hose	4.5 m	W001077
Shoulder strap		9592163
MinarcMig Evo 170 (no plug)		61008170NP
MinarcMig Evo 200 (no plug)		61008200NP
MST 400 transport unit		6185294
Euro adapter kit		W008366

* The AU model is for the Australian and New Zealand markets, DK model for Denmark. They have different mains plugs.

Applications

- Thin sheet metal fabrication workshops
- Installation and set-up
- Repair and maintenance



Quality welding, wherever work takes you. MinarcMig Evo suits a variety of welding fabrication tasks.



Optional adapter for MinarcMig allows you to use any euro-compatible MiG/MAG welding gun



MinarcMig Evo 170 and 200 models include LCD control panels. MinarcMig Evo 200 also includes material type, plate thickness and weld shape selection.



Kempact MIG 2530/Pulse 3000

Combine the economy of cost, size, weight, and performance



- Basic MIG/MAG model
- Synergic pulsed model
- 4-roll wire drive system
- Electronic power regulation
- Maximum output at 40 % duty cycle
- Light weight: 22 kg
- Suitable for power generator use

Applications

- Thin sheet metal fabrication workshops
- Car repair
- Agriculture
- Shipyards and offshore industry
- Installation and set-up
- Repair and maintenance

Plenty of welding power per kilogram

Kempact 2530 is 70 % lighter in weight than traditional step regulated machines. Electronic control of voltage and wire speed allows arc tuning during the weld process, so you can quickly establish the desired weld settings. Includes gun trigger latching and wire inch function.

Kempact Pulse 3000 features synergic, pulsed and double-pulsed welding. Standard programs suit a variety of materials including Fe, FeMc, FeFc, St/St, Alu, CuSi3, CuAl8 filler wires. Simply select the filler wire type, size and plate thickness and weld. For those regular welding jobs there's even a 100 channel memory function.

When the heat is on, keep your gun cool with KempactCool 10. Optional fit for Kempact Pulse 3000 only.

Technical specifications

Kempact		MIG 2530	Pulse 3000	Pulse 3000MVU
Connection voltage	3~, 50/60 Hz	380 – 440V ±10%	400 V (±15 %)	230 V/400 V
Rated power		12 kVA	12 kVA	10 kVA
Connection cable	H07RN-F	4G1.5 (5 m)	4G1.5 (5 m)	4G1.5 (5 m)
Fuse, delayed		16 A	16 A	16 A
Output 40 °C	40 % ED	250 A/26.5 V	250 A/26.5 V	250 A/26.5 V
	60 % ED	207 A/24 V	207 A/24 V	207 A/24 V
	100 % ED	160 A/22 V	160 A/22 V	160 A/22 V
Open circuit voltage		30...45 V	56 V	68 V
Power factor at max. current		0.64	0.69	0.78
Efficiency at max. current		87 %	84 %	83 %
Welding range		20A/15 V – 250A/26.5 V	20A/15 V – 250A/26.5 V	20A/15 V – 300A/29 V
Wire feed speed		1...18 m/min		
Wire spool	max. ø	300 mm	300 mm	300 mm
Wire feed mechanism		4-roll	4-roll	4-roll
Filler wires ø (mm)	Fe, Ss	0.6...1.0	0.6...1.2	0.6...1.2
	Cored wire	0.9...1.2	0.9...1.2	0.9...1.2
	Al	0.9...1.2	0.9...1.2	0.9...1.2
	CuSi	0.8...1.0	0.8...1.2	0.8...1.2
External dimensions (mm)	L x W x H	580 x 280 x 440	580 x 280 x 440	580 x 280 x 600
Weight		20 kg	22 kg	33 kg

KempactCool 10

Operating voltage	50/60 Hz	400 V (-15...+10 %)
Rated power	100 % ED	250 W
Cooling power		1.0 kW
Maximum pressure		450 kPa
Recommended cooling liquid		20–40 % ethanol/water
Tank volume		3 l
External dimensions (mm)	L x W x H	580 x 280 x 300 mm
Weight		13 kg

Ordering information

Kempact MIG 2530 (Incl. earth return cable (5 m, 35 mm²) and gas hose 6 m)		621853002
Gun holder	GH 30	6256030
Earth return cable	5 m, 35 mm ²	6184311
Transport units	ST 7 (power source + gas cylinder)	6185290
	P 250	6185268
KFH 1000 feeder hanger		6185100
Wire feeder hanging device		4298180
Kempact Pulse 3000		621830002
Kempact Pulse 3000 MVU		62183000302
KempactCool 10		6218600
Earth return cable	5 m, 35 mm ²	6184311

For MIG/MAG welding gun range please see page 72– 82.



Ideal pulsed MIG/MAG solution for sheet metal fabrication and automotive repair.

Best arc characteristics

Kempact MIG machines have superb arc performance. Excellent arc ignition assisted by burn back time technology guarantee satisfaction. Electronic arc dynamics control offers the best arc performance in all situations.

Memory channels add usability

Kempact Pulse 3000 includes 100 memory channels to store welding values for later use. This makes it quick and easy to start welding without needing to adjust the settings once more.



Kempact Pulse 3000 control panel.

SuperSnake

GT02S/GT02SW

The ultimate distance and access solution



- Suitable for Fe/Ss/Al/FCW/MCW filler wires
- Includes voltage and wire speed adjustment
- Large, clear meter display
- Brights™ LED cabinet lighting
- 10-, 15-, 20-, 25-meter air- and water-cooled models
- Visible safety with tough, bright orange sheathing
- Gun remote control option

Applications

- Heavy and medium-heavy metalfabrication workshops
- Shipyards and offshore industry
- Installation and site work

Weld predator

If distance and access are your problem, then take a look at **SuperSnake GT02S and GT02SW**. SuperSnake extends the reach of standard Euro MIG welding guns, providing simple distance wire feeding for a variety of filler wires up to 30m from the wire feed unit. Negotiating its terrain with ease, SuperSnake is the ultimate predator of the welding world.

The **SuperSnake GT02S/GT02SW** removes the need to carry large and heavy wire feed units, reducing personnel fatigue, improving safety, and increasing productivity. The SuperSnake connects easily to FastMig MXF wire feed units, bringing quality welding to locations that other welding brands just can't reach.

SuperSnake GT02S/GT02SW is compatible with FastMig X, FastMig M, FastMig KMS, FastMig Pulse, Kemppi Pro equipment.



red**dot** design award
honourable mention 2009

Technical specifications

SuperSnake		
Output 40 °C	60 % ED	380 A
Wire feed mechanism	2-roll	
Wire feed speed	0...25 m/min	
Feeder body (GT02SW) dimensions L x W x H	102 x 371 x 138 mm	
Wire recommendations, 25 m	Solid Fe/Ss	ø 1.0...1.6 mm
	Al alloys	ø 1.2...1.6 mm
	FCW/MCW	ø 1.2...1.6 mm
Cable diameter	50 mm ²	
Supply voltage	50 VDC	
Protection class	IP23S	

Ordering information

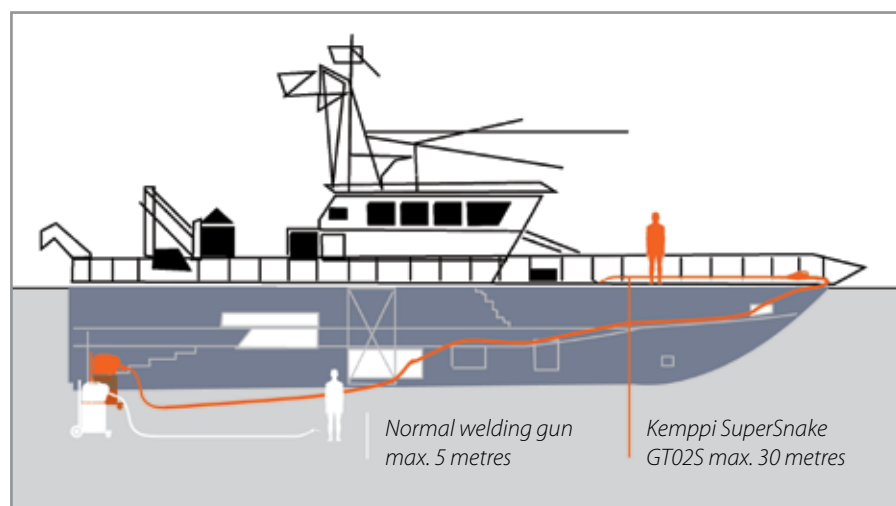
SuperSnake	
GT02S, 10 m	6153100
GT02S, 15 m	6153150
GT02S, 20 m	6153200
GT02S, 25 m	6153250
GT02SW, 10 m	6154100
GT02SW, 15 m	6154150
GT02SW, 20 m	6154200
GT02SW, 25 m	6154250
MXF synchronisation kit	W004030
SuperSnake protection frame	6185276

Super Snake guide tubes	
Fe metal	SP004083
DL teflon	SP004185

Wire liners for SuperSnake

Steel spirals Fe / FCW / MCW	Filler wire ø, mm	Order number, 10 m	Order number, 15 m	Order number, 20 m	Order number, 25 m
	1.0...1.6	W004214	W004216	W004217	W004218
DL liners Al / Ss	Filler wire ø, mm	Order number, 10 m	Order number, 15 m	Order number, 20 m	Order number, 25 m
DL Chili 5.9/1.5	1.0...1.6	W004145	W004219	W004220	W004221

Spare part Steel spirals and DL liners are equipped with connectors. Both ends are locked in position in cable package set/sub feeder.



Liberate your welding team by giving greater freedom of movement.



Traditional motor pistols and spool gun designs increase weight and strain on the operator's wrist and are limited by their distance, filler wire, or volume welding capability. The SuperSnake GT02S resolves all of these issues, while reducing the weight and strain on the operator's wrist by using standard welding guns.



The sturdy steel frame effectively protects the SuperSnake from worksite hazards, such as blows and crashes.



When connected with Kemppi FastMig equipment, SuperSnake is compatible with the RMT10 Gun remote control, making real-time power management or remote channel selection easy and convenient.



FitWeld Evo 300

Big power, small package, multi-voltage



Energy efficient



- 300 A at 30 % Duty cycle
- Ideal for limited working space
- Portable at 15 kg
- Much faster than MMA in tacking
- Exceptional ignition quality
- For 220 V and 380-440 V 3-phase input voltage
- Digital metering guarantees accurate parameters for WPS conformity
- Integral shielding gas flow regulation and GasGuard™
- Heavy duty plastic case for tough working conditions

Applications

- Shipyards and offshore industry
- Metal fabrication workshops
- Installation and setup
- Car repair
- Agriculture

Speed, quality and economy for professionals

FitWeld Evo 300 MIG/MAG machine is the solution for tacking and welding in heavy industry. QuickArc™ ignition techniques, the latest GT WireDrive™ mechanics and Brights™ cabinet lighting, combine with other features to make welding faster, easier and safer. Offering real economy of size and weight, FitWeld Evo 300 also saves up to 57% on input power and increases tack and welding speed to twice that of traditional MMA equipment.

- Portable 14.5 kg/300 A genuine welding tool for tacking, installation, mounting or even production welding for applications with restricted space for the welding device.
- Welds perfectly with 1.2 mm flux cored or solid wires and other common fillers used in production.
- Operates everywhere including 220 V to 440 V 3-phase input voltages.
- Digital parameter display guarantees fast setting and accurate adjustment to follow the specified WPS.

Power to weld accurately with clean results

FitWeld Evo 300 features a generous welding voltage range from 11 V to 32 V, which means you have adequate power for a wide range of applications. It delivers excellent welding performance at 300A @ 30% duty cycle.

Special arc ignition control techniques called QuickArc are used during the ignition cycle, ensuring very clean and precise arc initiation. QuickArc delivers clean, crisp and stable results, even with 1.2 mm filler wire.

Display and metering

Power control is set via simple, panel mounted control knobs. The digital display guarantees fast and accurate preset voltage and wire feed speed parameters setting. Actual parameters are displayed during welding and remain in the post welding display.

Strong cabinet with LED lights and optional heater

The strong fibreglass impregnated plastic case makes the machine body very strong and impact resistant.

The wire feed mechanism features a durable cast aluminium GT WireDrive and to make wire spool change and adjustment easy and safe in low light conditions, Brights cabinet lighting delivers the solution. In addition, an FitWeld Evo 300 can be ordered with cabinet heating, helping to control the wire cabinet temperature fluctuations that result in condensation and filler wire surface oxidation.

GasGuard™

Fitted as standard to FitWeld Evo 300, Kemppi Gas Guard eliminates the possibility to weld without shielding gas, helping to prevent unnecessary rework and damage to the welding gun.

Technical specifications

FitWeld Evo 300			
Connection voltage	3 ~, 50/60 Hz	220-230 V ±10%	380-440 V ±10%
Rated power at max. current		10.9 kVA	
Supply current	I_{1max}	230V: 30A	400V: 16A
		I_{1eff}	230V: 14A
Output 40 °C	30 % ED	300 A / 29 V	
	40 % ED	250 A / 26.5 V	
	60 % ED	210 A / 24.5 V	
	100 % ED	170 A / 22.5 V	
Connection cable	H07RN-F	4G1.5 (5 m)	
Fuse (delayed)		230V: 20A	400V: 10A
Open circuit voltage		45 V DC	
Power factor at max. current		230V: 0,92	400V: 0,95
Efficiency at max. current		230V: 82,7%	400V: 86,3%
Welding range		13-32 V	
Wire spool (max. ø)		200 mm	
Wire feed mechanism		2-roll feed	
Filler wires	Fe solid	0.8 - 1.2 mm	
	Fe cored	0.8 - 1.2 mm	
	Ss	0.8 - 1.2 mm	
	Al	1.0 - 1.2 mm	
External dimensions	L x W x H	457 x 226 x 339 mm	
Weight		14.5 kg	
EMC class		A	
Degree of protection		IP23S	



FitWeld LED display



FitWeld Evo 300 control panel



FitWeld Evo 300 mounted on ST7 transport unit.

Ordering information

FitWeld Evo 300	
FitWeld Evo 300	6291200
FitWeld Evo 300 + FE32, 3.5 m	P2103
FitWeld Evo 300 + FE32, 5.0 m	P2104
FitWeld Evo 300 + FE35, 3.5m	P2107
FitWeld Evo 300 + FE35, 5.0m	P2108
Earth return cabel, 5 m, 35 mm ²	6184311
Shield gas hose, 6 m	W000566

ArcFeed 200/300/300P/300RC

MIG/MAG productivity from any CC or CV welding power source



- Utilise MMA power sources for productive MIG/MAG welding
- Ideal for tough site environments
- Excellent for self shielded filler wires
- Compact, lightweight, robust
- Large, clear LCD display

Applications

- Heavy steel welding in workshops
- Construction and shipyards
- Oil and gas pipe welding
- On-site welding
- Equipment hire business

Voltage sensing wire feeder

ArcFeed 200 and 300 are voltage sensing wire feed units for productive MIG/MAG welding. They can be used from almost every welding power source, including welder generators. Even old static MMA equipment can be transformed for productive MIG/MAG welding.

ArcFeed gives a good, smooth start and the backlit LCD display is protected by thick polycarbonate glass.

ArcFeed equipment only requires one power cable and the earth return lead from the power source, so it's ideal for site conditions where multi-core control cables could easily damage. Less cable means less to carry on site, making the lightweight cabinets easy to live with.

Each unit is equipped with a 4x4 wire drive mechanism and ArcFeed 300RC model is equipped with a useful remote control function for adjusting welding current.

Other additional features include:

- Burn back time control
- Wire inch switch
- Gas test
- Post gas timer

Technical specifications

ArcFeed		200	300, 300RC	300P
Rated power		150 W	150 W	150 W
Output 40 °C	100 % ED	300 A	300 A	300 A
Wire feed mechanism		4-roll	4-roll	4-roll
Filler wires ø mm	Cored filler wires	1.2...2.0	1.2...2.0	1.2...2.4
	Self-shielded flux-cored wires	1.6...2.0	1.6...2.0	1.6...2.4
	Solid wires	1.0...1.6	1.0...1.6	1.0...1.6
External dimensions	L x W x H	510 x 200 x 310 mm	590 x 240 x 445 mm	590 x 240 x 445 mm
Weight		11 kg	15 kg	15 kg

Ordering information

Wire Feeders		
Kemppi ArcFeed 200		6120200
Kemppi ArcFeed 300		6120300
Kemppi ArcFeed 300P		6120310
Kemppi ArcFeed 300RC		6120301
Accessories		
Gas flow regulator		W000364
Hanging frame for the ArcFeed 200 model		6185285
KFH 1000 hanging device for ArcFeed 300, 300P and 300RC models		6185100
Safety slide bars for the ArcFeed 200 model		6185286
Safety slide bars for ArcFeed 300, 300P and 300RC models		6185287
Cables		
Extension cable	25 m, 70 mm ²	6183725
Extension cable	10 m, 70 mm ²	6183710
Earth return cable	5 m, 16 mm ²	6184015



ArcFeed 200 shown with KMS 400 AS power source



TIG welding

MinarcTig Evo	42
MinarcTig	44
MasterTig MLS	46
MasterTig LT 250	48
MasterTig MLS ACDC	50
MasterTig ACDC	52

Kemppi reserves the right to change the information in this catalogue.
For the most up-to-date information, please check the offering at www.kemppi.com.

Precise ignition and smooth, stable current flow are the baseline for every model in our TIG welding equipment range. Optional remote control units can be selected to suit either workshop or site conditions, allowing welders to concentrate on quality.



MinarcTig Evo 200MLP/200

The finest TIG welding quality



Energy efficient



- 200 A DC @ 35% duty cycle, 1-phase, 230 V
- Smooth welding quality
- Refined arc ignition from 5 A
- Pre and post gas timer
- Slope in/out timer
- Torch switch latching
- MLP and Pulse welding option
- Remote current controls options
- PFC technology for ultimate energy efficiency
- Mains networks or generator use
- Kemppi 2+ warranty for parts and labour

Smooth, refined and powerful

MinarcTig Evo is just what you'd expect from a Kemppi TIG welding machine.

Accurate and refined HF ignition and the necessary control, power and work capacity to reliably complete a variety of professional welding tasks. MinarcTig Evo is the ideal DC TIG welding solution for light industrial manufacturing, installation, repair and maintenance applications. The lightweight and compact size is a real bonus for welding professionals on the move.

Models include either the MinarcTig Evo 200 or the MinarcTig Evo 200MLP.

The powerful PFC power source design combines useful performance advantages, including excellent energy efficiency and the ability to reliably perform on extra long power supply cables of more than 100 meters long.

MinarcTig Evo models include large LED metering displays and feature a range of functions including pre and post gas time control, slope current time controls and remote control options. MLP models are equipped with additional functions including Minilog control and semi-automatic arc pulse function. MinarcTig Evo is a dual-process machine that also provides quality MMA welding for a range of DC electrode types.

This model is compatible with TTC torches only, please see the full available range of TIG torches on pages 94–97. Available remote control models are on page 114.

Technical specifications

MinarcTig Evo 200/200MLP			
Connection voltage	1~, 50/60 Hz		230 V ±15 % (AU 240 V ±15 %)
Rated power at max. current	TIG	35 % ED	200 A/4.9 kVA
	MMA	35 % ED	170 A/5.7 kVA
Supply current, I _{1max}	TIG		21.1 A
	MMA		24.8 A
Supply current, I _{1eff}	TIG		12.7 A
	MMA		14.7 A
Connection cable	H07RN-F		3G1.5 (1.5 mm ² , 3 m)
Fuse	type C		16 A
Output 40 °C	TIG	35 % ED	200 A /18 V
		60 % ED	160 A /16.4 V
		100 % ED	140 A /15.6 V
	MMA	35 % ED	170 A /26.8 V
		60 % ED	130 A /25.2 V
Welding range	TIG		5 A /10.2 V...200 A /18.0 V
	MMA		10 A /20.4 V...170 A /26.8 V
Open circuit voltage			95 V (VRD 30 V, AU VRD 12 V)
Idle power	TIG		10 W
	MMA		30 W
Power factor at 100 % ED	TIG		0.99
	MMA		0.99
Efficiency at 100 % ED	TIG		77 %
	MMA		83 %
Striking voltage			6...12 kV
Stick electrodes, MMA	∅		1.5...4.0 mm
External dimensions	L × W × H		449 × 210 × 358 mm
Weight (without cables)			11 kg
Temperature class			F (155 °C)
Degree of protection			IP23S
EMC class			A
Operating temperature range			-20...+40 °C
Storage temperature range			-40...+60 °C
Standards: IEC 60974-1, IEC 60974-3, IEC 60974-10, IEC 61000-3-12			

Ordering information

MinarcTig Evo (incl. earth return and welding cables and shoulder strap)		
MinarcTig Evo 200	TTC 220, 4 m	P0640
MinarcTig Evo 200	TTC 220, 8 m	P0641
MinarcTig Evo 200MLP	TTC 220, 4 m	P0642
MinarcTig Evo 200MLP	TTC 220, 8 m	P0643
MinarcTig Evo 200 AU*	TTC 220, 4 m	P0672
MinarcTig Evo 200 AU*	TTC 220, 8 m	P0673
MinarcTig Evo 200MLP AU*	TTC 220, 4 m	P0674
MinarcTig Evo 200MLP AU*	TTC 220, 8 m	P0675
MinarcTig Evo 200 DK*	TTC 220, 4 m	P0676
MinarcTig Evo 200 DK*	TTC 220, 8 m	P0677
MinarcTig Evo 200MLP DK*	TTC 220, 4 m	P0678
MinarcTig Evo 200MLP DK*	TTC 220, 8 m	P0679
MST 400 transport unit		6185294

* The AU model is for the Australian and New Zealand markets, DK model for Denmark. They have different mains plugs.

Applications

- Installation and set-up
- Repair and maintenance
- Thin sheet metal fabrication workshops
- Chemical and process industry



Minilog function is a very easy-to-use pulsing feature: you just set the pulse time and current average and start welding.



Quality welding, wherever work takes you



MinarcTig Evo 200
MinarcTig Evo 200 MLP with Pulse function



MinarcTig 250MLP/250

Powerful, portable and compact



- Excellent low current ignition
- Clear parameter display
- Pre and post gas timer
- Slope in/out timer
- Torch switch latching
- Pulse welding option
- Suitable for mains or power generator use

Applications

- Installation and set-up
- Repair and maintenance
- Thin sheet metal fabrication workshops
- Chemical and process industry

Refined TIG welding quality for precise applications

MinarcTig 250 is the ideal DC TIG welding solution for installation, repair and maintenance applications. The 250 amp model suits high quality work and the lightweight and compact size is a real bonus for professionals on the move around site.

MinarcTig 250 is a dual-process machine, providing an impressive DC TIG and MMA welding experience. In addition to the basic 250 machine there is the 250MLP model, equipped with special features, such as Minilog and pulsed arc function. High 35 % duty cycle and light weight combine real performance advantages, plus exceptional control in low current ignition means refined TIG welding quality for precise applications.

This model is compatible with TTC torches only, please see the full available range of TIG torches on pages 94–97. Available remote control models are on page 114.

Technical specifications

MinarcTig 250MLP/250			
Connection voltage	50/60 Hz	3~, 400 V (-20...+15 %)	
Rated power at maximum current	TIG	7.2 kVA	
	MMA	8.2 kVA	
Connection cable	H07RN-F	4G1.5 (5 m)	
Fuse, slow		10 A	
Output 40° C	TIG	30 % ED	250 A / 20.1 V
		60 % ED	180 A / 17.2 V
		100 % ED	160 A / 16.4 V
	MMA	35 % ED	220 A / 28.8 V
		60 % ED	170 A / 26.8 V
		100 % ED	150 A / 26.0 V
Welding range	TIG	5 A / 10.2 V – 250 A / 20.1 V	
	MMA	10 A / 20.4 V – 220 A / 28.8 V	
Open circuit voltage		95 V (VRD 30V)	
Power factor at maximum current	TIG	0.92	
	MMA	0.91	
Efficiency at maximum current	TIG	80 %	
	MMA	86 %	
Stick electrode	∅	1.5–5.0 mm	
External dimensions	L x W x H	400 x 180 x 340 mm	
Weight (without cables)		11 kg	

Ordering information

MinarcTig		
MinarcTig 250	TTC 160, 4 m	P0607
MinarcTig 250	TTC 160, 8 m	P0608
MinarcTig 250	TTC 220, 4 m	P0609
MinarcTig 250	TTC 220, 8 m	P0610
MinarcTig 250 MLP	TTC 160, 4 m	P0611
MinarcTig 250 MLP	TTC 160, 8 m	P0612
MinarcTig 250 MLP	TTC 220, 4 m	P0613
MinarcTig 250 MLP	TTC 220, 8 m	P0614
Accessories		
Welding cable	5 m, 25 mm ²	6184201
Earth return cable	5 m, 25 mm ²	6184211
MST 400 transport unit		6185294



MinarcTig 250 panel



MinarcTig 250MLP panel



MinarcTig 250 shown on optional 2-wheel transport unit MST400.



MinarcTig 250 is an ideal machine for thin sheet fabrication tasks. The low current ignition and stable arc, make quality welding easy.



MinarcTig can be used in the production and maintenance of many metal products. In the workshop or site, MinarcTig 250 is a dependable and portable welding partner.



MasterTig MLS 3000/4000

Some tools simply feel better to use than others



- DC TIG and MMA power output
- Compact size ensures effortless mobility
- Excellent ignition quality, even with long TIG torches
- Quick pulse function increases welding speed and quality
- Suitable for use with power generators

Applications

- Installation and site work
- Repair and maintenance
- Thin sheet metal fabrication workshops
- Chemical and power industry

DC equipment for industrial applications

MasterTig MLS DC range has become an industry standard for many users, offering precise welding performance and lightweight, portable design. A popular choice for welding professionals, options include 300 and 400 amp power sources with 30% duty cycle at maximum output current.

Choose from four control panel options, allowing you to select exactly the parameter control that's right for your welding application.

MTL/MTX/MTM/MTZ control panel options contain basic and specialist functions required for quality DC TIG and MMA welding. Features can include: HF or contact ignition, pre-gas and post-gas control, torch switch latching 2T/4T, remote control and setup options, welding current upslope and downslope timer, MMA ignition pulse, MMA arc dynamics, pulse and synergic pulse TIG, spot timer, 4T log and memory channel function.

This model is compatible with TTC torches only, please see the full available range of TIG torches on pages 94–97. Available remote control models are on page 114.

Technical specifications

MasterTig MLS™		3000	4000
Connection voltage	3~ 50/60 Hz	380-440V ±10%	380-440V ±10%
Rated power at 100 % ED	TIG	8,4 kVA	13,8 kVA
	MMA	9,4 kVA	15 kVA
Fuse, delayed		10 A	16 A
Output 40 °C	30 % ED TIG	300 A/22 V	400 A/26 V
	60 % ED TIG	230 A/19,2 V	320 A/22,8 V
	100 % ED TIG	200 A/18 V	270 A/20,8 V
	40 % ED MMA	250 A/30 V	350 A/34 V
	60 % ED MMA	205 A/28,2 V	285 A/31,4 V
	100 % ED MMA	160 A/26,4 V	220 A/28,8 V
Welding range	TIG	5 A/10 V ... 300 A/22 V	5 A/10 V... 400 A/26 V
	MMA	10 A/20,5 V... 250 A/30 V	10 A/20,5 V ... 350 A/34 V
Open circuit voltage		80 V DC	80 V DC
Power factor at 100% ED		0,95	0,95
Efficiency at 100% ED		86 %	86 %
Stick electrode	∅	1,5...5,0 mm	1,5...6,0 mm
External dimensions	L x W x H	500 x 180 x 390 mm	500 x 180 x 390 mm
Weight		22 kg	23 kg

MasterCool 10

Connection voltage	50/60 Hz	400 V (-15...+20 %)
		230 V (-15...+10 %)
Cooling power	100 % ED	1,0 kW
Rated power	100 % ED	250 W
External dimensions	L x W x H	500 x 180 x 260 mm
Weight		10 kg

Ordering information

Power Sources

MasterTig 3000 MLS	6114300
MasterTig 3000 MLS VRD	6114300VRD
MasterTig 4000 MLS	6114400
MasterTig 4000 MLS VRD	6114400VRD

Cooling units

MasterCool 10	6122350
---------------	---------

Control panels

MTL	6116000
MTX	6116005
MTM	6116010
MTZ	6116015

Transport units

T 130	6185222
-------	---------

MasterTig MLS options



MTL



MTX



MTZ



MTM



MasterTig MLS equipment is lightweight and portable for site use, but delivers high welding current and duty cycle.



MasterTig LT 250

A premium TIG welding solution that eliminates troublesome control and mains power cables



Energy efficient



- 250 amps DC TIG/MMA @ 35% ED
- No mains voltage power cables or control cable
- Compact size and weight – 12.6kg
- Remote current control options
- HF or contact ignition
- Digital meter display
- Gas flow meter fitted as standard
- Pre- and post-gas control
- Slope control timers
- 2T and 4T latching
- Kemppi 2+ warranty

TIG equipment for construction and extreme site conditions

MasterTig LT 250 eliminates the need for traditional control and mains voltage power cables, removing related health and site safety risks, cable management and site maintenance issues. The air cooled electronic power source is ideal for challenging environments, including high ambient temperatures, humidity and sub-zero work site conditions. Powered from any DC welding power source that provides a minimum of 40 volts pole voltage, including welding generators, MMA and MIG/MAG sources, Mastertig LT 250 provides a most versatile DC TIG solution.

Precise ignition in both DC TIG and MMA process makes welding easy, reliably serving applications using extended torch lengths. The digital display provides clear reference for pre-set welding values and parameter setting is logical, easy and accurate. The rear panel mounted gas control meter allows localised shielding gas flow control and weighing only 12.6kg, MasterTig LT 250 is easy to carry to site using the standard fabric shoulder strap.

Multiple MasterTig LT 250 units can be powered from a single welding power source. Kemppi's KempGouge ARC 800 is an ideal parent power source solution, providing enough power to run up to 4 LT 250 units at full power – and all units can weld simultaneously on the same work piece.

Technical specifications

MasterTig LT 250			
Connection voltage range	DC	40 – 100 V	
Rated input power		8.6 kW/9.1 kVA	
Supply current, I _{1max}	TIG	155 A	
	MMA	230 A	
Supply current, I _{1eff}	TIG	90 A	
	MMA	135 A	
Output 40° C	TIG	35 % ED	250 A/20 V
		60 % ED	200 A/18 V
		100 % ED	160 A/16.4 V
	MMA	35 % ED	250 A/30 V
		60 % ED	200 A/28 V
		100 % ED	160 A/26.4 V
Welding range	TIG	5 A/1 V – 250 A/35 V	
	MMA	10 A/1 V – 250 A/35 V	
Open circuit voltage		90 V	
Idle power	TIG	8 W	
	MMA	21 W	
Efficiency at 100 % ED	TIG	80 %	
	MMA	86 %	
MMA welding electrodes		1.6 – 5.0 mm	
External dimensions	(L × W × H)	460 × 180 × 390 mm	
Weight		12.6 kg	
Temperature class		F	
Degree of protection		IP23S	
EMC class		A	
Operating temperature range		–20...+40 °C	
Storage temperature range		–40...+60 °C	
Standards: IEC 60974-1:2012, IEC 60974-10:2007, IEC 60974-3:2007			



MasterTig LT 250 control panel: process selection for TIG and MMA, HF or Touch-Arc ignition, torch switch latching, and remote control selection. Current display, pre- and post-gas control, slope current timer.



R 10 hand remote offers convenient current control at a distance, for both TIG and MMA process.



RTC 10 remote control integrates to TTC TIG torches for easy on-torch current regulation during welding.



R 11F remote foot control ensures precise current regulation where frequent and fine adjustment is required. Ideal for workshop use.

Ordering information

MasterTig LT2 50	6115100	Remote current control options	
Cables		RTC 10	6185477
Welding cable, 5 m, 35 mm ²	6184301	RTC 20	6185478
Welding cable, 10 m, 35 mm ²	6184302	R10, 5 m	6185409
Earthing cable, 5 m, 35 mm ²	6184311	R10, 10 m	618540901
Earthing cable, 10 m, 35 mm ²	6184312	R11F	6185407
Extension cable, 5 m, 35 mm ²	6183305	Gas flow gauge AR/clock	6265136
Extension cable, 10 m, 35 mm ²	6183310	Shielding gas hose (4.5 m)	W001077
		Carrying strap	9592160
		Optional parent power source for multiple operator use	
		KempGouge ARC 800	6284000

This model is compatible with TTC torches only, please see the full available range of TIG torches on pages 94–97. Available remote control models are on page 114.



MasterTig MLS 2300-, 3003ACDC

MLS control for the finest TIG welding quality



Energy efficient



- TIG and MMA process eg: DC-/DC+/AC/MIX TIG
- Power cost efficient, compact dimensions
- MasterCool option for high duty applications
- MicroTack for fast, low heat tack welding

Applications

- Metal fabrication workshops
- Shipyards and offshore industry
- Chemical and process industry
- Mechanised welding

Make demanding work easy

MasterTig MLS ACDC offers TIG welding professionals the necessary control to meet their exacting needs. Whatever the application, enjoy the performance. Model choice includes a 230 A version with 1-phase 230 V power supply, and 300 A version with 3-phase 230/460 V power supply.

MasterTig MLS ACDC is a precise aluminium welding specialist that suits all welded materials. Modular design allows you to build the package that best suits your needs.

Choose from either ACS or ACX control panels allowing fast adjustment of base parameters including: pre and post gas time control, AC arc frequency and upslope and downslope control. ACS provides all necessary controls for DC, AC and MIX TIG welding with either HF or contact ignition. ACX offers additional functions including MicroTack, memory channels and pulsed welding function.

This model is compatible with TTC torches only, please see the full available range of TIG torches on pages 94–97. Available remote control models are on page 114.

Technical specifications

MasterTig MLS		2300ACDC	3003ACDC
Connection voltage	50/60 Hz	1~, 230 V (±15 %)	3~, 230 V (-10 %) ... 460 V (+10 %)
Rated power at 100 % ED	TIG	5.7 kVA	9.2 kVA
	MMA	6.0 kVA	10 kVA
Fuse recommendation (slow)		15 A	20/16 A
Output 40 °C	40 % ED TIG	230 A/19.2 V	300 A/22 V
	60 % ED TIG	200 A/18 V	230 A/19.2 V
	100 % ED TIG	170 A/16.8 V	190 A/17.6 V
	40 % ED MMA	180 A/27.2 V	250 A (230 V AC 30 %)/30 V
60 % ED MMA		150 A/26 V	230 A/29.2 V
	100 % ED MMA	120 A/24.8 V	190 A/27.6 V
Welding range	TIG	3 A/10 V–230 A/19.2 V	3 A/10.0 V–300 A/22 V
	MMA	10 A/20.5 V/180 A/27.2 V	10 A/20.5 V–250 A/30 V
Open circuit voltage		58 V DC	58 V DC
	AU / VRD	20 V DC/VRD	-
Power factor at 100% ED		0.99	0.95
Efficiency at 100% ED		82 %	81 %
Stick electrode, MMA	∅	1.5...4.0 mm	1.5...5.0 mm
External dimensions	L x W x H	430 x 180 x 390 mm	500 x 180 x 390 mm
Weight		15 kg	25 kg

Cooling unit		MasterCool 20	MasterCool 30
Connection voltage		230 V (±15 %)	24 V DC
Rated power at 100 % ED		50 W	50 W
Cooling power		1.0 kW	1.0 kW
Maximum pressure		400 kPa	400 kPa
Recommended cooling liquid		20...40 % ethanol/water	20...40 % ethanol/water
Tank volume		3 l	3 l
External dimensions	L x W x H	500 x 180 x 260 mm	500 x 180 x 260 mm
Weight		8 kg	8 kg

Ordering information

Power Sources	
MasterTig MLS 2300 ACDC	6162300
MasterTig MLS 3003 ACDC	6163003
MasterTig MLS 2300 ACDC VRD AU	6162300AU
MasterTig MLS 3003 ACDC VRD	6163003VRD (Voltage Reduction Device)
Cooling units	
MasterCool 20 (MasterTig MLS ACDC 2300)	6162900
MasterCool 30 (MasterTig MLS ACDC 3003)	6163900
Control panels	
ACS	6162805
ACX	6162804

Options




ACS



ACX

All MasterTig MLS ACDC welding devices can be equipped with an ACX or ACS control panel introducing numerous additional features that make welding easier and more efficient.



A stable arc ensures a smooth weld, ensuring good mechanical properties for the joint.



MicroTack welding is an easy, fast and precise way of improving quality and productivity for taking and setting tasks. Extremely effective with very thin materials.



MasterTig ACDC 3500W

Powerful, dependable and reassuringly economic



Energy efficient



MasterTig ACDC 3500W mounted to T22 transport unit.

- Automatic AC balance increases the quality and speed of welding
- Precise penetration control based on AC frequency adjustment
- Reliable arc ignition and functionality
- A choice of three control panels suiting different customer needs
- Energy efficient and excellent for limited fused supplies

Applications

- Fabrication workshops
- Chemical and process industry
- Installation and set-up
- Repair and maintenance

Powerful ACDC TIG equipment with a small appetite

MasterTig ACDC 3500W only requires a 20 amp 3-phase power supply, some small indication of the economy offered by this modern power source design. A maximum power output of 350 amp at 60 % duty cycle ensures you have enough power and the integral water cooling unit keeps torches cool during high duty production welding.

MasterTig ACDC 3500W control panels provide all of the necessary functions needed for TIG welding. Simply choose the control level that suits your particular needs. Options include pulsed and basic versions with large clear meter displays. Standard features include: pre and post gas time control, upslope and downslope control, arc shape AC balance control, torch switch latching, remote control selection and MMA process. Safety code lock feature prevents unauthorised use of the equipment.

Technical specifications

MasterTig ACDC 3500W		
Connection voltage	3~, 50/60 Hz	400 V (±10 %)
Rated power, max.	TIG	11.7 kVA
	MMA	15.7 kVA
Fuse, delayed	400 V	20 A
Output 40 °C	60 % TIG AC	350 A/24 V
	100 % TIG AC	280 A/21.2 V
	60 % MMA DC	350 A/34 V
	100 % MMA DC	280 A/31.2 V
Welding range	TIG DC	3 A/10 V...350 A/24 V
	AC	10 A/10 V...350 A/24 V
	MMA	10 A/20 V...350 A/34 V
Open circuit voltage	AC, DC	70 V DC
Power ratio at max. current		0.9
Efficiency at max. current		80 %
External dimensions	L x W x H	690 x 260 x 870 mm
Weight		74 kg

Ordering information

MasterTig ACDC 3500W	6163505
Control panels	
ACDC basic panel	6162801
ACDC Minilog panel	6162802
ACDC Pulse panel	6162803
Transport unit T 22	6185256

This model is compatible with TTK torches only, please see the full available range of TIG torches on pages 94–97. Available remote control models are on page 114.



MasterTig ACDC 3500W has earned its reputation as a dependable, quality welding equipment

Choose from three control panel options:



ACDC



ACDC
Minilog



ACDC
Pulse



Stick (MMA)welding

Minarc Evo 180	56
Master MLS	58
Minarc 150 Classic	60
Minarc 220	62
Master S	64

Kemppi reserves the right to change the information in this catalogue.
For the most up-to-date information, please check the offering at www.kemppi.com.

Compact, lightweight and capable. Kemppi stick (MMA) welding equipment meets professional welding demands in every respect. Arc ignition and stability dynamic control ensure that every electrode burns effortlessly to produce quality welds. All models are power generator compatible and able to operate in a wide range of conditions from subzero temperatures to desert heat.



Minarc Evo 180

Wherever work takes you



Energy efficient



- Premium welding performance
- Use with all electrode types
- Use with long supply cables
- PFC technology for ultimate energy efficiency
- High current output and duty cycle
- Lightweight and portable
- Robust and durable
- Precise lift TIG technology
- Mains network or generator use
- Optional remote control
- Kemppi 2+ year warranty for parts and labour

Applications

- Metal workshops
- Construction industry
- Agriculture
- Repair and maintenance

More powerful and affordable than ever before

The little MMA giant is back, stronger than ever. Minarc Evo 180 is the latest MMA model from the popular Minarc Evo family. It has all the great qualities of its predecessor, and then some. Upgraded, improved and more powerful, it serves the agile welder better than ever with greater welding capacity.

Outstanding welding performance is no overstatement. Every element of Minarc Evo 180 is designed to meet the needs of professional welders on the move. Where size, weight and welding quality are concerned, there is no equal.

Ideal for site use, you can use Minarc Evo 180 from mains or generator power supplies, even with extra long supply cables. Minarc Evo is easy to carry, so you can normally take everything you need in one journey.

Large voltage reserves and automatic arc force control provide excellent arc stability in all welding positions and for a wide range of electrode types, making sure you get quality welding results every time.

The large and clear meter display makes accurate current setting simple and easy, and precise lift TIG ignition ensures high quality DC TIG welding. Connect a remote control unit and you can adjust welding parameters at distance during welding, for the ultimate convenience and weld pool control.

Technical specifications

Minarc Evo 180		
Connection voltage	1~ 50/60 Hz	230 V ±15 % (AU 240 V ± 15 %)
Rated power at max. current	30 % ED MMA	170 A / 5.7 kVA
	35 % ED TIG	180 A / 4.0 kVA
Output (40 °C) MMA	30 % ED	170 A / 26.8 V (140AU: 28 % ED 140A / 25.6 V)
	60 % ED	140 A / 25.6 V
	100 % ED	115 A / 24.6 V (140 AU: 80 A/23.2 V)
Output (40 °C) TIG	35 % ED	180 A / 17.2 V
	60 % ED	150 A / 15 V
	100 % ED	130 A / 15.2 V
Open circuit voltage		90 V (VRD 30 V; AU VRD 12 V)
Power factor at 100 % ED		0.99
Efficiency at 100 % ED (MMA)		84 %
Stick electrodes	∅	1.5...4 mm
External dimensions	L x W x H	361 x 139 x 267 mm
Weight (with connection cable)		5.85 kg
EMC class		A
Norms IEC 60974-1, -10, IEC 61000-3-12		

Ordering information

Minarc Evo 180		
Minarc Evo 180 incl. earth return and welding cables (3 m) and shoulder strap		61002180
Minarc Evo 140 AU* incl. earth return and welding cables (3 m) and shoulder strap		61002140AU
Minarc Evo 180 AU* incl. earth return and welding cables (3 m) and shoulder strap		61002180AU
Minarc Evo 180 (Denmark)* incl. earth return and welding cables (3 m) and shoulder strap		61002180DK
Minarc Evo 180 VRD incl. earth return and welding cables (3 m) and shoulder strap		61002180VRD
Earth return cable	5 m, 16 mm ²	6184015
Welding cable	5 m, 16 mm ²	6184005
Shoulder strap		9592163
Optional: TIG torch TTM15V	4 m	6271432
BETA 90X electronic welding helmet		9873047
R10 Hand held remote control	5 m	6185409

* The AU model is for the Australian and New Zealand markets, DK model for Denmark. They have different mains plugs.



Lightweight, compact and super portable



Large and clear meter display



Minarc Evo 180 includes electrode holder and welding cable set.



Master MLS 2500/3500

Premium MMA welding quality



- Specific design for MMA welding
- Compact and portable
- Control panel choice for varied applications
- Designed for all electrode types
- MMA and TIG welding function
- Suitable for use with power generators

Applications

- Installation and set-up
- Repair and maintenance
- Chemical and process industry
- Shipyards and offshore industry

Excellent arc control, durable design

Master MLS machines offer the best choice in MMA welding refinement.

Combine either the 250 or 350 amp power source with the basic MEL or advanced MEX control panels for outstanding welding performance. High 40 % duty cycle ensures you have the work capacity to get the job done; whilst the compact and lightweight design makes work around site easy.

Control panel options MEL and MEX include all of the necessary parameter functions for high quality MMA welding.

MEL panel includes process selection for MMA or basic TIG welding, large, clear meter display, hot start and arc force control, plus remote control function. MEX panel offers a more diverse selection of parameter controls including: Electronic electrode type selector, arc gouging, or broken arc welding technique and memory channel function. High quality TouchArc function provides a credible DC TIG welding facility.

Technical specifications

Master MLS™		2500	3500
Connection voltage	3~, 50/60 Hz	400 V (-15...+20 %)	400 V (-15...+20 %)
Rated power at max. current	MMA	9.4 kVA	15 kVA
	TIG	8.4 kVA	13.8 kVA
Fuse, delayed		10 A	16 A
Output 40 °C	40 % ED	250 A/30 V (300 A/22 V TIG)	350 A/34 V (400 A/26 V TIG)
	60 % ED	205 A / 28.2 V	285 A / 31.4 V
	100 % ED	160 A / 26.4 V	220 A / 28.8 V
Welding range	MMA	10 A/20.5 V...250 A/30 V	10 A/20.5 V...350 A/34 V
	TIG	5 A/10 V...300 A/22 V	5 A/10 V...400 A/26 V
Open circuit voltage		80 V	80 V
Power factor at 100% ED		0.95	0.95
Efficiency at 100% ED		86 %	86 %
Stick electrode	∅	1.5...5.0 mm	1.5...6.0 mm
External dimensions	L x W x H	500 x 180 x 390 mm	500 x 180 x 390 mm
Weight		20 kg	21 kg

Ordering information

Master MLS™ 2500		6104250
Welding cable	5 m, 35 mm ²	6184301
Earth return cable	5 m, 35 mm ²	6184311
Electric plug 16 A	5-poles	9770812
Master MLS™ 3500		6104350
Master MLS™ 3500 VRD		6104350C1
Welding cable	5 m, 50 mm ²	6184501
Earth return cable	5 m, 50 mm ²	6184511
Electric plug 16 A	5-poles	9770812
Electric plug 32 A	5-poles	9770813
Control panels		
MEL		6106000
MEX		6106010



Master MLS is designed for professional use in demanding conditions.



Master MLS, shown here with T100 2-wheel transport unit

Master MLS options



MEL



MEX

K3

Minarc 150 Classic

Little giant of the
MMA welding world

4 kg



- Excellent welding quality and ignition
- Automatic dynamics feature
- Light weight and high power
- Excellent work duty performance
- Scratch TIG feature
- Ready to weld packages

Applications

- Metal workshops
- Construction industry
- Agriculture
- Repair and maintenance

Lightweight, compact and super portable.

Minarc 150 Classic is a lightweight MMA welding machine ideal for workshop and site environments. Designed for portability and professional welding, Minarc 150 Classic features well-protected control knobs, durable impact resistant casing, and shoulder strap.

Minarc's superior arc performance is based on high voltage reserves and automatic Arc Force control. These features guarantee the arc will remain stable in all welding positions, with any selected welding current, even when connected with extra long welding and power cables, up to 100m.

Automatic Hot Start gives perfect ignition in all conditions and the Anti-sticking function decreases the risk of the MMA electrode sticking to the base material and aids short arc control. Protection against overload, over voltage, humidity and dust ingress, gives excellent reliability, and TIG welding is made possible with the scratch -TIG function. Minarc 150 Classic is also available with VRD function (Voltage Reduction Device), lowering the open circuit voltage for welding environments that may present wet, damp or humid conditions. Minarc 151 Classic is designed to be used with 110V site transformers.

Technical specifications

Connection voltage	1~, 50 /60 Hz	230 V ±15 %	110 V ±15 %
Rated power	35 % ED MMA	140 A/7.5 kVA	140 A
	50 % ED MMA	-	100 A
	100 % ED MMA	100 A/5.1 kVA	150 A
	35 % ED TIG	150 A/5.0 kVA	110 A
50 % ED TIG	-		3G6 (2 m)
	100 % ED TIG	110 A/3.3 kVA	32 A
Connection cable	H07RN-F	3G2.5 (3.3 m)	10 A/20.5 V–140 A/ 25.6 V
Fuse, delayed		16 A	10 A/10.5 V – 150 A/15.6 V
Welding range	MMA	10 A/20.5 V–140 A/25.6 V	85 V
	TIG	10 A/10.5 V – 150 A/15.6 V	0.60
Plug type		Schuko	0.80
Open circuit voltage		85 V (30 V/VRD)	1.5–3.25
Power factor at max current		0.60	320 x 123 x 265
Efficiency at max current		80 %	4.4
Stick electrode	ø mm	1.5–3.25	1.5–3.25
External dimensions	L x W x H, mm	320 x 123 x 265	320 x 123 x 265
Weight	kg	4	4

Ordering information

Minarc 150 Classic

Minarc 150, incl. earth and welding cable (3 m), connection cable with Schuko	6102150
Minarc 151, incl. earth and welding cable (3 m), connection cable	6101151
Minarc 150 VRD, incl. earth and welding cable (3 m), connection cable with Schuko	6102150VRD

Accessories

Earth return cable	5 m, 16 mm ²	6184015
Welding cable	5 m, 16 mm ²	6184005
Carrying straps		9592162
TIG torch		6271432 (TTM 15 V)



Minarc 150 Classic features an impact resistant case and controls protection.



Minarc 150 Classic is durable, ease to carry to site, with enough power to get the job done. Package includes electrode holder and welding cable set.



Minarc 220

Powerful, portable and compact



- Excellent welding quality and ignition dynamics
- Light weight, high power and duty cycle
- Ready to weld packages

Applications

- Metal workshops
- Construction industry
- Agriculture
- Repair and maintenance

For welding on the move

Minarc 220 is a three phase, 220A DC MMA welding power source, offering a truly portable specification for welding technicians on the move.


Ignition performance is excellent with all MMA electrode types and the TIG welding TouchArc function provides reliable DC TIG welding capability when combined with the TTC 220 GV TIG torch. Remote control for MMA and TIG is also possible with either the R10 remote control unit or the RTC10 torch control unit.

Technical specifications

Minarc 220			
Connection voltage	3~, 50/60 Hz		400 V -20 %...+15 %
Rated power	MMA	35 % ED	220 A
		100 % ED	150 A
Output 40 °C	MMA	35 % ED	220 A / 28.8 V
		60 % ED	170 A / 26.8 V
		100 % ED	150 A / 26.0 V
	TIG	35 % ED	220 A / 18.8 V
		60 % ED	180A / 17.2 V
		100 % ED	160 A / 16.4 V
Connection cable	H07RN-F		4G1.5 (5 m)
Fuse, delayed			10 A
Welding range	MMA		10 A / 20.4 V-220 A / 28.8 V
	TIG		10 A / 10.4 V-220 A / 18.8 V
Open circuit voltage			85 V (30 V/VRD)
Power factor at maximum current	MMA		0.91 (TIG 0.92)
Efficiency at max current			0.86 (TIG 0.80)
Stick electrode	∅		1.5–5.0 mm
External dimensions	L x W x H		400 × 180 × 340 mm
Weight			9.2 kg

Ordering information

Minarc 220, incl. earth return and welding cable (5 m), connection cable		6102220
Accessories		
Earth return cable	5 m, 25 mm ²	6184211
Welding cable	5 m, 25 mm ²	6184201
Carrying straps		9592162
TIG torch	TTC 220 6V 4 m	627022304



Minarc 220 for MMA site welding



Exceptional welding performance and compact size makes Minarc 220 ideal for maintenance workshops repairing heavy equipment.



Minarc 220 is easy to set. Electrode type selection ensures the best welding quality and you can also use an optional remote control to make fine current adjustments during welding.

K3

Master S 400/500

Powerful, efficient, quality, value



Energy efficient



- Powerful
- Compact
- Portable
- Reliable
- Easy to use

Special technology features

- **Hot start** and **arc force** adjustment for optimised starts and arc control with alternative electrode types, guaranteeing flawless and stable weld pool control every time.
- **Antifreeze** cuts off the power and protects the electrode if sticking occurs during welding
- **Contact ignition** (Lift TIG) in DC TIG
- **Arc gouging**
- **Parent power supply CC/CV** for Kemppee voltage-sensing wire feed systems and in-line TIG solutions.
- Including cellulose welding characteristics

A master of sites

Master S series MMA power sources are designed for high-performance professional welding. They offer a compact, robust and portable MMA power source with optimum energy efficiency. It is a perfect partner for heavy-duty welding work where the ease of use, reliability and durability are paramount.

- Powerful and portable MMA power source for professional workshop and site use
- Models available for all electrode types, including cellulose electrodes
- Efficient output at 400/500 A 60% ED
- Robust structure for heavy-duty site use

Master S series are all about ease-of-use and performance. The powerful 400 or 500 amp power source provides great welding results with pleasurable welding experience. Mains and generator powered with wide voltage network tolerance. Integrated Voltage Reduction Device (VRD) increases safety at work. All this and more in a compact and lightweight design to make transportation and site management easy.

Technical specifications

Master		S 400	S 500
Connection voltage	3~50/60 Hz	380 – 440 V (-10 %...+10 %)	380 – 440 V (-10 %...+10 %)
Rated power at max. current	60 % ED	20 kVA	26 kVA
Fuse (delayed)		25 A	35 A
Output at 40 °C MMA	60 % ED	400 A / 36 V	500 A / 40 V
	100 % ED	310 A / 32.4 V	390 A / 35.6 V
Output at 40 °C TIG	60 % ED	400 A / 26 V	500 A / 30 V
	100 % ED	310 A / 22.4 V	390 A / 25.6 V
Max. welding voltage		400 A / 48 V	500 A / 46V
Open circuit voltage		55 – 65 V	55 – 65 V
Stick electrodes		ø 1.6...6.0 mm	ø 1.6...7.0 mm
Welding current control		stepless	stepless
Power factor at 100 %		0.90	0.90
Efficiency at 100 %		0.89	0.89
Degree of protection		IP23S	IP23S
Operating temperature range		-20...+50 °C	-20...+50 °C
EMC class		A	A
External dimensions	L x W x H	570 x 270 x 340 mm	570 x 270 x 340 mm
Weight (without cables)		20.5 kg	23.5 kg

Ordering information

Master S		
Master S 400		632140001
Master S 500		632150001
Master S 500 offshore	For extreme conditions	632150001C1
Master S 400 AU*		6321400AU
Master S 500 AU*		6321500AU
Welding cable	5 m, 50 mm ²	6184501
	10 m, 50 mm ²	6184502
	5 m, 70 mm ²	6184701
	10 m, 70 mm ²	6184702
Earth return cable	5 m, 50 mm ²	6184511
	10 m, 50 mm ²	6184512
	5 m, 70 mm ²	6184711
	10 m, 70 mm ²	6184712
R10 Remote control	5m	6185409
	10m	618540901
R11-T Wireless remote control		6185442
Slide bars		SP007023

* The AU models are for the Australian and New Zealand markets. They have different mains plugs.



Clear and easy to use interface including LCD display, plus selection of Arc dynamics and Hot start values.



R10



R11-T wireless remote control units can be used simply by touching the electrode



Gouging

KempGouge ARC 800

68

Kemppi reserves the right to change the information in this catalogue.
For the most up-to-date information, please check the offering at www.kemppi.com.

If you are in need of a heavy duty carbon arc gouging solution, meet the KempGouge ARC 800. This mobile unit offers a fast, effective, and safe way to open roots or faulty welds, prepare welding grooves, cut metals, pierce holes, clean casts and remove excess metal.



K3

KempGouge

ARC 800

Mobile, heavy duty carbon arc gouging power



Energy efficient



- Designed specifically for carbon arc gouging
- Extremely power efficient
- Compact and easy to move
- Panel or remote current adjustment

Applications

- Shipyards
- Metal fabrication workshops
- Foundries

The heavy-duty gouging specialist

KempGouge offers 800 amps of gouging power with 50% duty cycle. The characteristics curve is specifically designed for carbon arc gouging, so gouging properties are optimised and noise levels kept very low. Package includes power source, control panel, and transport unit for easy mobility. KempGouge lets you open roots or faulty welds, prepare welding grooves, cut metals, pierce holes, clean casts and remove excess metal.

KempGouge ARC 800 gives productivity and convenience to gouging work.

When equipped with the optional R10 remote control unit, gouging current adjustment can be made directly from the work site, removing the need to move between the work piece and the power source. The carbon arc gouging electrode holder GT4000 is designed for use with the KempGouge and suits either round or flat electrodes. The air pressure used for gouging can be adjusted via the control mounted on the holder itself.

KempGouge ARC 800 is a fast, effective, and safe way to:

- Open root welds
- Remove faulty welds and cracks
- Prepare welding grooves
- Cut metal
- Pierce holes




KempGouge ARC 800 makes easy work of carbon arc gouging tasks.

Technical specifications

KempGouge™ ARC 800		
Connection voltage	3~, 50/60 Hz	400 V, -15...+20 %
Rated power at max. current	50 % ED	44 kVA
Output	50 % ED	800 A/44 V
	100% ED	600 A/44 V
Fuse		63 A delayed
Welding range		20 A/20 V...800 A/44 V
Connection cable	H07RN-F	4G16 (16 mm)
Open circuit voltage		50 V
Power ratio at 100 % ED		0.9
Efficiency at 100 % ED		0.90
External dimensions	L x W x H	700 x 660 x 1400 mm
Weight with transport unit		115 kg

Ordering information

Power Sources		
KempGouge ARC 800 (includes transport unit)		6284000
Cables		
Connection cable (incl. 63 A plug)	5 m, 4 x 16 mm ²	W000869
Connection cable (incl. 63 A plug)	10 m, 4 x 16 mm ²	W003408
Earth return cable	5 m, 120 mm ²	61841201
Earth return cable	10 m, 120 mm ²	61841202
Gouging electrode holder		
GT 4000 with 2.1 m cable		6285400
Remote control units		
R10 5 m		6185409
R10 10 m		618540901
Remote control extension cable for R10 10 m		6185481



The carbon arc gouging electrode holder GT4000 is designed for use with the KempGouge and suits either round or flat electrodes.



KempGouge ARC 800 can be equipped with a R10 remote control unit, which enables gouging current adjustment directly from the work site.



A mobile, heavy duty carbon arc gouging power source for multiple type metals removal and cutting tasks.



Guns and torches

MIG/MAG welding gun range	72
Consumable and replacement parts	74
Wire feed mechanism consumable kits	88
TIG welding torch range	94
Consumable and replacement parts	96

Kemppi reserves the right to change the information in this catalogue.
For the most up-to-date information, please check the offering at www.kemppi.com.

Producing quality welds is our responsibility. Whatever you are welding, you can trust Kemppi welding guns and torches to deliver value to your every weld.



MIG/MAG welding gun range

Designed for **comfortable and productive welding**

The best combination of weight and balance ensures welding craftsmen comfortably deliver their skill weld after weld. Choose from a wide range of Euro connected MIG/MAG welding guns in a variety of lengths from 3 to 8 meters.

FE guns are specifically designed for regular fabrication tasks using ferrous filler wires and are available from 3.5 to 5 meters in length.

MMT guns are suitable for use across a wide range of materials and tasks, and they are available in both gas and water cooled models from 3 to 4.5 meters in length.

PMT guns suit a variety of professional applications and include both gas and water cooled models. PMT-MN models are gas cooled only and designed specifically for root pass welding. **MN stands for Multi-Neck**, a 'fast change' gun neck system, allowing one of three neck variants to be selected and fitted to the gun handle in seconds. All PMT models accept the RMT10 remote control device, and when connected with compatible Kemppi MIG/MAG equipment, provides 'real time' selection of welding power or memory channels during welding.

WeldSnake guns offer extended reach and distance for stainless steel and aluminium welding and are available in both gas and water cooled models from 6 to 8 meters in length. WS guns use a patented DL liner material that reduces friction loss and makes distance wire feeding possible.

X8 MIG Guns are a powerful combination of ergonomic and technical welding performance. Designed with superb balance, X8 MIG Guns reduce wrist loading and workplace fatigue. The new pistol grip handle provides extra comfort for welding longer welds. X8 MIG Guns use Kemppi Gun Connector which offers enhanced mechanical and electrical properties together with real arc voltage measurement. X8 Gun Remote Control can be bought separately. X8 LED work light provides better visibility in low light working conditions, aiding pre-weld positioning and post-weld visibility. Screw type gas nozzles are easy to fit and maintain, and spare parts are interchangeable between both gas-cooled and water-cooled models. The gas-cooled X8 MIG Gun range features exchangeable swan necks. New stronger gun shield hose material also reduces friction.

Technical specifications and ordering information

FE		FE 20	FE 25	FE 27	FE 32	FE 35	FE 42
Load capacity, Ar + CO ₂	35 %	200A	250 A	270 A	320 A	350 A	420 A
Cooling		Gas	Gas	Gas	Gas	Gas	Gas
Filler wires	ø mm	0.6...1.2	0.6...1.2	0.6...1.2	0.8...1.6	0.8...1.6	0.8...1.6
Length /	3.5 m	6602003	6602503	6602703	6603203	6603503	6604203
Ordering code	5 m	6602004	6602504	6602704	6603204	6603504	6604204

MMT		MMT 25	MMT 27	MMT 32	MMT 35	MMT 42	MMT 42C	MMT 30W	MMT 42W	MMT 52W
Load capacity, Ar + CO ₂	35 %	250 A	270 A	320 A	350 A	420 A	-	-	-	-
	100 %	-	-	-	-	-	350 A	300 A	400 A	500 A
Cooling		Gas	Gas	Gas	Gas	Gas	Gas	Water	Water	Water
Filler wires	ø mm	0.6...1.2	0.6...1.2	0.8...1.6	0.8...1.6	0.8...1.6	0.8...1.6	0.8...1.6	0.8...1.6	0.8...1.6
Length /	3 m	6252513MMT	6252713MMT	6253213MMT	6253513MMT	6254213MMT	6254205	6253043MMT	6254203MMT	6255203MMT
Ordering code	4.5 m	6252514MMT	6252714MMT	6253214MMT	6253514MMT	6254214MMT	6254207	6253044MMT	6254204MMT	6255204MMT

PMT		PMT 25	PMT 27	PMT 32	PMT 35	PMT 42	PMT 30W	PMT 42W	PMT 52W
Load capacity, Ar + CO ₂	35 %	250 A	270 A	320 A	350 A	420 A			
	100 %						300 A	400 A	500 A
Cooling		Gas	Gas	Gas	Gas	Gas	Water	Water	Water
Filler wires	ø mm	0.6...1.2	0.6...1.2	0.8...1.6	0.8...1.6	0.8...1.6	0.8...1.6	0.8...1.6	0.8...1.6
Length /	3 m	6252513	6252713	6253213	6253513	6254213	6253043	6254203	6255203
Ordering code	4.5 m	6252514	6252714	6253214	6253514	6254214	6253044	6254204	6255204

The gun's standard delivery has welding set for steel wire.

PMT MN	3.5 m, ø 1.0 mm		3.5 m, ø 1.2 mm		5 m, ø 1.0 mm		5 m, ø 1.2 mm	
Filler wires	Ordering code	Neck	Ordering code	Neck	Ordering code	Neck	Ordering code	Neck
0.8...1.6	62503230N01	Fe, 45°, L222	62503230N02	Fe, 45°/222	62503250N01	Fe, 45°, L222	62503250N02	Fe, 45°/222
0.8...1.6	62503230N01SS	Ss, 45°, L222	62503230N02SS	Ss, 45°/222	62503250N01SS	Ss, 45°, L222	62503250N02SS	Ss, 45°/222
0.6...1.2	62503230N05	Fe, L168, RP	62503230N06	Fe, 60°/168, RP	62503250N05	Fe, 60°, L168, RP	62503250N06	Fe, 60°/168, RP
0.6...1.2	62503230N07	Fe, 60°, L198	62503230N08	Fe, 60°/198	62503250N07	Fe, 60°, L198	62503250N08	Fe, 60°/198
0.6...1.2	62503230N09	Fe, 60°, L168	62503230N10	Fe, 60°/168	62503250N09	Fe, 60°, L168	62503250N10	Fe, 60°/168
0.6...1.2	62503230N03	Fe, L198, RP	62503230N04	Fe, 60°/198, RP	62503250N03	Fe, 60°, L198, RP	62503250N04	Fe, 60°/198, RP
0.6...1.2	62503230N03SS	Ss, 60°, L198, RP	62503230N04SS	Ss, 60°/198, RP	62503250N03SS	Ss, 60°, L198, RP	62503250N04SS	Ss, 60°/198, RP
0.6...1.2	62503230N05SS	Ss, 60°, L168, RP	62503230N06SS	Ss, 60°/168, RP	62503250N05SS	Ss, 60°, L168, RP	62503250N06SS	Ss, 60°/168, RP
0.6...1.2	62503230N07SS	Ss, 60°, L198	62503230N08SS	Ss, 60°/198	62503250N07SS	Ss, 60°, L198	62503250N08SS	Ss, 60°/198
0.6...1.2	62503230N09SS	Ss, 60°, L168	62503230N10SS	Ss, 60°/168	62503250N09SS	Ss, 60°, L168	62503250N10SS	Ss, 60°/168

RP= Root pass, Ss models with Chili liner, Fe models with spiral liner. All packages air-cooled, load capacity 320 A @ 35% A (Ar + CO₂)

WeldSnake		WS35	WS30W	WS42W	MMG	MMG 22	
Load capacity, Ar + CO ₂		300 A/35 %	250 A/100 %	300 A/100 %		200 A (35 %)	
Cooling		Gas	Water	Water		Gas	
Filler wires ø mm	Ss	1.0	1.0...1.2	1.0...1.2	Fe	0.6...1.0	
	Al	1.2	1.2 (1.6)	1.2 (1.6)	Ss, Al	0.8...1.0	
Ordering codes	6 m, Al 1.2	6253516A12	6253046A12	6254206A12	3 m	6250220	
	6 m Ss 1.0	6253516S10	6253046S10	6254206S10	MMG 22 gun is used only in MinarcMig equipment.		
	6 m Ss 1.2	-	6253046S12	6254206S12			
	8 m, Al 1.2	-	6253048A12	6254208A12	Wire liners:		
	8 m Ss 1.0	-	6253048S10	6254208S10	MMG 22	0.6...1.0 mm (Fe)	4307660
	8 m Ss 1.2	-	6253048S12	6254208S12		0.8...1.0mm (Ss. Al)	4307660

The ordering number comprises the gun, the DL Teflon wire liner and 5 contact tips.

X8 MIG Guns		X8 MIG Gun 200-g	X8 MIG Gun 300-g	X8 MIG Gun 400-g	X8 MIG Gun 420-w	X8 MIG Gun 520-w
Load capacity, Ar + CO ₂	60%	200 A	300 A	400 A		
	100%				420 A	520 A
Cooling		Gas	Gas	Gas	Water	Water
Filler wires ø mm		0.8...1.2 mm	0.8...1.2 mm	0.8...1.6 mm	0.8...1.6 mm	0.8...1.6 mm
Length / Ordering code	3.5m	X8301203500	X8301303500	X8301403500	X8300423500	X8300523500
	5m	X8301205000	X8301305000	X8301405000	X8300425000	X8300525000

The gun's standard delivery has welding set for steel wire.

FE 20, FE 25, MMT 25 , PMT 25



Gas nozzle

1. 9580101*	Standard
2. 958010101	With insulating ring
3. 4113470	For spot welding
4. 9580101E	Thick wall

Insulating bush

9591010*

Contact tip

9876635* 0,8 mm / M6 FE 20

9876636* 1,0 mm / M6

Please see page 86 for a full listing of available contact tips.

Contact tip adapter

9580173*

Insulating ring

9591079*

Locking spring

4275240*

Neck 45°

4153040*

Wire liners

4188573*	Spiral	0.6...0.8	3.5 m/white
4188576*	Spiral	0.6...0.8	5 m/white
4188581*	Spiral	0.9...1.2	3m/red
4188582*	Spiral	0.9...1.2	4.5m/red
W006453*	Spiral	0.9...1.2	3.5 m/red
W006454*	Spiral	0.9...1.2	5 m/red

Suitable liners: white, red, yellow, DL Chili-Teflon, see page 82.

* Factory installed

FE 27, MMT 27, PMT 27, FE 32, MMT 32, PMT 32, MMT 30W, PMT 30W, WS 30W



Gas nozzle

1. 4295760*	Standard / M8
2. 4295760L	Long
3. 4295760C	Conical
4. 4294970	Standard / M6
W008123	Narrow gap MMT/PMT 27, PMT 32

Contact tip

9580123* 1.0 / M8
 Please see page 86 for a full listing of available contact tips.

Contact tip adapter

4295740*	M8
4294890	M6

Gas diffuser

4294880*	
4294880CER	

1. Neck 50°

3146800	MMT 30W/PMT 30W/WS 30W
---------	------------------------

2. Neck 50°

3146780	FE 27/MMT 27/PMT 27 FE 32/MMT 32/PMT 32
---------	--

Wire liners

4188581*	Spiral	0.9...1.2	3m/red
4188582*	Spiral	0.9...1.2	4.5m/red
W006453*	Spiral	0.9...1.2	3.5 m/red
W006454*	Spiral	0.9...1.2	5 m/red

Suitable liners: white, red, yellow, DL Chili-Teflon, see page 82.

* Factory installed / WeldSnake according to filler wire.

FE 35, MMT 35, PMT 35, WS 35, MMT 42W, PMT 42W, WS 42W



Gas nozzle

1. 4307050*	Standard, isolated
2. 4300260	Standard
3. 4300260L	Long
4. 4300260C	Conical

Insulating bush

4307020*

Contact tip

Please see page 86 for a full listing of available contact tips.

Contact tip adapter

4295740* M8 PMT/MMT/WS 35

Contact tip adapter

W006183* Brass PMT/MMT/WS 42W

W006182 Copper PMT/MMT/WS 42W

Gas diffuser

W006146 PMT/MMT/WS 42W

W004390 FE/PMT/MMT/WS 35

1. Neck 50°

SP004539* MMT 42W/PMT 42W/WS 42W

2. Neck 50°

SP004585* FE 35/PMT 35/MMT 35

3. Neck 50° (temperature resistant)

SP600317 PMT 35/MMT 35

Wire liners

4188581*	Spiral	0.9...1.2	3m/red
4188582*	Spiral	0.9...1.2	4.5m/red
W006453*	Spiral	0.9...1.2	3.5 m/red
W006454*	Spiral	0.9...1.2	5 m/red

Suitable liners: white, red, yellow, DL Chili-Teflon, see page 82.

* Factory installed / WeldSnake according to filler wire.

FE 42, MMT 42, PMT 42, MMT 52W, PMT 52W



Gas nozzle

1. 4307070*	Standard, isolated
2. 4300380	Standard
3. 4300380L	Long
4. 4300380C	Conical
5. 4308190	Special long (89.5 mm)

Insulating bush

4307030*

Contact tip

9580123* 1.0 / M8

Please see page 86 for a full listing of available contact tips.

Contact tip adapter

W004508 M8*	PMT 52W/MMT 52W
4304600 M8*	FE 42/PMT 42/MMT 42

Gas diffuser

W004505	PMT 52W/MMT 52W FE 42/PMT 42/MMT 42
---------	--

1. Neck 50°

SP004563	PMT 52W/MMT 52W
----------	-----------------

2. Neck 50°

SP004578	FE 42/PMT 42/MMT 42
----------	---------------------

3. Neck 50°

SP600316	PMT 42/MMT 42
----------	---------------

Wire liners


4188581*	Spiral	0.9...1.2	3m/red
4188582*	Spiral	0.9...1.2	4.5m/red
W006453*	Spiral	0.9...1.2	3.5 m/red
W006454*	Spiral	0.9...1.2	5 m/red

Suitable liners: white, red, yellow, DL Chili-Teflon, see page 82.

* Factory installed



PMT MN (Root pass welding, MIG/MAG welding)



Standard delivery	
A. Neck 60° 168 RP*	SP007810
Changeable neck liner 165 mm	W007798
Gaz Nozzle 1.	
Contact tip adapter 2.	
Gas diffuser 1.	
Wire liner 1. (3.5m)	
Wire liner 2. (5m)	
B. Neck 60° 198 RP*	SP007811
Changeable neck liner 195 mm	W007799
Gaz Nozzle 1.	
Contact tip adapter 2.	
Gas diffuser 1.	
Wire liner 1. (3.5m)	
Wire liner 2. (5m)	
C. Neck 60° 198	SP008006
Changeable neck liner 195 mm	W007799
Gaz Nozzle 2.	
Contact tip adapter 1.	
Gas diffuser 1.	
Wire liner 1. (3.5m)	
Wire liner 2. (5m)	
D. Neck 60° 168	SP008007
Changeable neck liner 165 mm	W007798
Gaz Nozzle 2.	
Contact tip adapter 1.	
Gas diffuser 1.	
Wire liner 1. (3.5m)	
Wire liner 2. (5m)	

*RP = Root pass welding



Contact tips

1. 9876647	0.8 / M6	Root pass welding
2. 9580124	1.2 / M8	

Please see page 86 for a full listing of available contact tips.



Contact tip adapters

1. 4295740	M8
2. 4294890	M6




Gas diffusers

1. 4294880
2. 4294880CER

Gas nozzles

1. W006181	Root pass welding
2. 4295760	Standard / M8
3. 4295760L	Long
4. 4295760C	Conical
5. 4294970	Standard / M6
6. W008123	Narrow gap



PMT MN (MIG/MAG welding)



Standard delivery

E. Neck 45° L222	SP007229
Changeable neck liner 232 mm	W007800
Gaz Nozzle 1	
Contact tip adapter	
Insulating bush	
Insulating ring, neck	
Contact tip	
Wire liner 1. (3.5m)	
Wire liner 2. (5m)	

Gas nozzle

1. 4255530
2. 4255530E
3. 4273510

Insulating bush
4248710

Contact tip
9580124 1.2 / M8
Please see page 86 for a full listing of available contact tips.

Contact tip adapter
4255421 M8

Insulating ring, neck
4254670



Wire liners for PMT MN guns

Steel/ cored wire	Filler wire ø, mm	Order number, 3.5 m	Order number, 5 m
	0.9...1.2	W007968	W007969
	1.4...1.6	W007970	W007971
Steel/Alu- minium/ Stainless steel	Filler wire ø, mm	Order number, 3.5 m	Order number, 5 m
DL Chili 5.9/1.5	0.6...1.0	W007959	W007960
DL Chili 5.9/2.0	1.0...1.2	W007961	W007962
DL Chili 5.9/2.5	1.2...1.6	W007963	W007964

MMG 22



Gas nozzle

1. 9580101*	
2. 9580101E	Thick wall

Insulating bush

9591010*

Contact tip

9876635* 0.8 / M6

Please see page 86 for a full listing of available contact tips.

Contact tip adapter

9580173* M6

Insulating ring, neck

9591079*

Locking spring

4275240*

Neck 45°


4153040*

Wire liners

4307650 *	Fe	0.6...1.0	3 m
4307660	Ss, Al	0.8...1.0	3 m

* Factory installed

X8 MIG Gun 200-g / 300-g / 400-g



Gas nozzle

1. W011478*	200-g	300-g
2. W013930	200-g	300-g
3. W012143	200-g	300-g
4. W011472*	400-g	
5. W013931	400-g	
6. W012146	400-g	

* – factory installed

Contact tip

M10X1

Please see page 87 for a full listing of available contact tips.

Contact tip adapter

W011483 M10X1

Neck liner

SP012238	Fe /Ss 0.8–1.0 mm	200-g *
SP012239	Al 0.8–1.0 mm, Fe / Ss 1.2 mm	200-g
SP012240	Al 1.2 mm	200-g
SP012201	Fe /Ss 0.8–1.0 mm	300-g *
SP012202	Al 0.8–1.0 mm, Fe / Ss 1.2 mm	300-g
SP012200	Al 1.2 mm	300-g
SP012235	Fe /Ss 0.8–1.0 mm	400-g
SP012236	Al 0.8–1.0 mm, Fe / Ss 1.2–1.4 mm	400-g *
SP012237	Al 1.2–1.4 mm, Fe / Ss 1.6 mm	400-g

Wire liners

W012361	Spiral	3.5m/red
W012362	Spiral	5m/red

For more options see table on page 84-85

X8 wire guide tubes

See guide tubes on page 85.

Factory installed consumables

For 1.0 mm	Fe and FeMc/FeFc	200-g / 300-g
For 1.2 mm	Fe and FeMc/FeFc	400-g

X8 MIG Gun 420-w / 520-w



Gas nozzle

1. W011478*	420-w
2. W013930	420-w
3. W012143	420-w
4. W011472*	520-w
5. W013931	520-w
6. W012146	520-w

* – factory installed

Contact tip

1.0 FE / M10X1

Please see page 87 for a full listing of available contact tips.

Contact tip adapter

W013203 M10X1 insulated

Wire liners

W013628	Spiral	0.9...1.2	3.5m/FE Ø4,6 STEEL
W013632	Spiral	0.9...1.2	5m/FE Ø4,6 STEEL

For more options see table on page 84-85

X8 wire guide tubes

See guide tubes on page 85.

Factory installed consumables

Factory installed for 1.0 mm	Fe and FeMc/FeFc	420-w
Factory installed for 1.2 mm	Fe and FeMc/FeFc	520-w

Consumable and replacement parts

Kemppi consumable and replacement parts are specifically designed for their application and manufactured under the ISO quality system. Please ensure that you always select and replace damaged or worn gun parts with original Kemppi equipment. All parts listed suit the model specifications at the time of publication.

Wire liners

Kemppi gun liners are strong, durable and efficient. Designed to suit specific filler wire materials and applications, Kemppi liners support the filler wire and ensure reliable delivery to the welding arc. The liner selection tables describe gun type, filler material, liner colour, item code and gun length. Steel spiral liners carry the same colour coding as Kemppi machine feed rolls and drive rolls, making wire size, liner and drive roll matching easier if the gun is connected to Kemppi equipment. Steel spiral liners are suitable for welding solid and cored filler wires of corresponding wire diameter.

Kemppi DL Chili -Teflon liners are the latest solution for reliable feeding of aluminium, stainless steel, acid-resistant and solid steel filler wires. Kemppi's patented technology, two layer DL Chili liner material significantly reduces friction losses between the filler wire material and liner wall, ensuring reliable and worry-free feeding for listed wires types, even in guns up to 8 meters in length. Please refer to the following tables to ensure accurate selection of liners for your chosen welding gun and application.

Wire liners for FE guns

Steel/cored wire	Filler wire ø, mm	Order number, 3.5 m	Order number, 5 m
	0.6...0.8	4188573	4188576
	0.9...1.2	W006453	W006454
	1.4...1.6	W006455	W006456
Steel/Aluminium/ Stainless steel	Filler wire ø, mm	Order number, 3.5 m	Order number, 5 m
DL Chili 4.7/1.5	0.6...1.0	W007675	W007676
DL Chili 4.7/2.0	1.0...1.2	W007677	W007680
DL Chili 4.7/2.5	1.2...1.6	W007681	W007683

Wire liners for MMT, PMT guns

Steel/cored wire	Filler wire ø, mm	Order number, 3 m	Order number, 4.5 m
	0.6...0.8	4188571	4188572
	0.9...1.2	4188581	4188582
	1.4...1.6 (1.2)	4188591	4188592
Steel/Aluminium/ Stainless steel	Filler wire ø, mm	Order number, 3 m	Order number, 4.5 m
DL Chili 5.9/1.5	0.6...1.0	W005920	W005937
DL Chili 5.9/2.0	1.0...1.2	W005921	W005938
DL Chili 5.9/2.5	1.2...1.6	W005922	W005939
Aluminium			
DL Chili 5.9/3.0	1.6	W007671	W007957

Wire liners for WeldSnake

Steel/Aluminium/ Stainless steel	Filler wire ø, mm	Order number, 6 m	Order number, 8 m
DL Chili 5.9/1.5	0.6...1.0	W005943	W005946
DL Chili 5.9/2.0	1.0...1.2	W005944	W005947
DL Chili 5.9/2.5	1.2...1.6	W005945	W005948
Aluminium			
DL Chili 5.9/3.0	1.6	W007672	W007958

Wire liners for PMT MN guns

Steel/ cored wire	Filler wire ø, mm	Order number, 3.5 m	Order number, 5 m
	0.9...1.2	W007968	W007969
	1.4...1.6	W007970	W007971
Steel/Aluminium/ Stainless steel	Filler wire ø, mm	Order number, 3.5 m	Order number, 5 m
DL Chili 5.9/1.5	0.6...1.0	W007959	W007960
DL Chili 5.9/2.0	1.0...1.2	W007961	W007962
DL Chili 5.9/2.5	1.2...1.6	W007963	W007964

Wire liner system for automation

Steel spiral liner (min. 10 m)	W005195
Liner connector (2 needed)	W005197
DT 400/400L/410 connector	W005188
DT 400/400L/410 adapter	W005174
Wire spool / drum connector, isolated	W005189

Wire liners for X8 MIG Gun 200-g / 300-g / 400-g

Spiral wire liners for Fe / FeMc / FeFc							
	0.8	0.9	1.0	1.2	1.4	1.6	
W012355	Fe					3.5m	
W012351	Fe					5m	
W012361		Fe	Fe	Fe		3.5m	
W012362		Fe	Fe	Fe		5m	
W012363					Fe	Fe	3.5m
W012364					Fe	Fe	5m
DL Chili wire liners for Ss / SsMc / SsFc / Cu / Fe							
	0.8	0.9	1.0	1.2	1.4	1.6	
W012355	Ss	Ss	Ss			3.5 m	
W012351	Ss	Ss	Ss			5 m	
W012356				Ss		3.5 m	
W012352				Ss		5 m	
W012357					Ss	Ss	3.5 m
W012353					Ss	Ss	5 m

DL Chili wire liners for Al							
	0.8	0.9	1.0	1.2	1.4	1.6	
W012356		Al	Al			3.5 m	
W012352		Al	Al			5 m	
W012357				Al		3.5 m	
W012353				Al		5 m	
W012886					Al	Al	3.5 m
W012887					Al	Al	5 m

Wire liners for X8 MIG Gun 420-w / 520-w

Spiral wire liners for Fe / FeMc / FeFc

	0.8	0.9	1.0	1.2	1.4	1.6	
W013621	Fe						3.5m
W013631	Fe						5m
W013628		Fe	Fe	Fe			3.5m
W013632		Fe	Fe	Fe			5m
W013629					Fe		3.5m
W013633					Fe		5m
W013630						Fe	3.5m
W013634						Fe	5m

DL Chili wire liners for Ss / SsMc / SsFc / Cu / Fe

	0.8	0.9	1.0	1.2	1.4	1.6	
W013609	Ss						3.5m
W013613	Ss						5m
W013610		Ss	Ss				3.5m
W013614		Ss	Ss				5m
W013611				Ss			3.5m
W013615				Ss			5m
W013612					Ss	Ss	3.5m
W013616					Ss	Ss	5m

DL Chili wire liners for Al

	0.8	0.9	1.0	1.2	1.4	1.6	
W013636	Al						3.5m
W013640	Al						5m
W013637		Al	Al				3.5m
W013641		Al	Al				5m
W013638				Al			3.5m
W013642				Al			5m
W013639					Al	Al	3.5m
W013643					Al	Al	5 m



X8 wire guide tubes

Wire guide tubes for X8 MIG Gun 200-g / 300-g / 400-g

	0.8	0.9	1.0	1.2	1.4	1.6	
SP011867	Fe / Ss / Al	Ss / Al					
SP011887		Fe					
SP011888			Fe				
SP011889				Fe			
SP011868			Ss / Al				
SP011869				Ss / Al			
SP011890					Fe		
SP011891						Fe	
SP011871						Ss / Al	

Wire guide tubes for X8 MIG Gun 420-w / 520-w

	0.8	0.9	1.0	1.2	1.4	1.6	
SP013596	Ss / Al	Ss / Al					
SP013752			Fe				
SP013753				Fe			
SP013597				Ss / Al			
SP013598					Ss / Al		
SP013754						Fe	
SP013755							Fe
SP013599					Ss / Al		
SP013600							Ss / Al

Contact tips

When you replace the contact tip, always check the label on the tip to make sure that the part is suitable for the filler wire. As a general rule, the contact tip hole must be 0.2–0.5 mm greater than the filler wire diameter.

Standard contact tips M8 (DHP) for solid mild steel and flux-cored wire

Marking example: Kemppi 1.2	Wire \varnothing	Hole \varnothing	Order number
	0.8	0.9	9580122
	0.9	1.05	9580121
	1.0	1.15	9580123
	1.2	1.4	9580124
	1.4	1.6	9580125
	1.6	1.8	9580126
	2.0	2.3	9580127
	2.4	2.7	9580128
	2.8	3.1	9580129
	3.2	3.6	9580130

Contact tips M8 (DHP) for Aluminium wire

Marking example: Kemppi 1.2 A	Wire \varnothing	Hole \varnothing	Order number
	0.8	1.05	9580122A
	0.9	1.15	9580121A
	1.0	1.4	9580123A
	1.2	1.6	9580124A
	1.4	1.8	9580125A
	1.6	2.0	9580126A

Contact tips M8 (CuAg) for Fe and flux cored wire

Marking example: Kemppi 1.2 Ag	Wire \varnothing	Hole \varnothing	Order number
	1.0	1.15	9580123AG
	1.2	1.4	9580124AG

Contact tips M8 (CuCrZr) for solid mild steel and flux cored wire

Marking example: Kemppi 1.2 CRZR	Wire \varnothing	Hole \varnothing	Order number
	1.0	1.15	9580123ZR
	1.2	1.4	9580124ZR
	1.4	1.6	9580125ZR

Contact tips M8 (DHP) for stainless and high acid-resistant steel

Marking example: Kemppi 1.2 SS	Wire \varnothing	Hole \varnothing	Order number
	0.8	1.15	9580122SS
	0.9	1.4	9580121SS
	1.0	1.6	9580123SS
	1.2	1.8	9580124SS
	1.6	2.3	9580126SS

Contact tips M8 (LIFE+ material) for solid mild steel and flux cored wire

Marking example: Kemppi 1.2	Wire \varnothing	Hole \varnothing	Order number
 	0.8	0.9	W007919
	0.9	1.05	W007920
	1.0	1.15	W006826
	1.2	1.4	W006518
	1.4	1.6	W010309
	1.6	1.8	W007921

Standard contact tips M6 (DHP) for solid mild steel and flux cored wire

Marking example: Kemppi 1.2	Wire \varnothing	Hole \varnothing	Order number
	0.6	0.8	9876634
	0.8	0.95	9876635
	0.9	1.05	9876633
	1.0	1.15	9876636
	1.2	1.37	9876637
	1.6	1.8	9876639

Contact tips M6 (CuCrZr) for solid mild steel and flux cored wire

Marking example: Kemppi 0.8 CrZr	Wire \varnothing	Hole \varnothing	Order number
	0.8	0.95	9876635ZR

Contact tips M6 ROOT (DHP) for solid mild steel and flux cored wire

Marking example: Kemppi 1.2



0.8	0.95	9876647
0.9	1.05	9876648
1.0	1.15	9876649
1.2	1.37	9876650

Contact tips M6 Narrow gap

Marking example: Kemppi 1.0



1.0	1.15	W008333
1.2	1.37	W008124



X8 MIG Gun Contact tips

Contact tips M10 (LIFE+ material) for Fe / FeMc / FeFc

Wire ø

Order number

Marking example: 0.8 FE+ / M10X1 / LIFE+
0.8 Fe+

0.8 FE+ / M10X1 / LIFE+	0.8	W014204
0.9 FE+ / M10X1 / LIFE+	0.9	W014205
1.0 FE+ / M10X1 / LIFE+	1.0	W013520
1.2 FE+ / M10X1 / LIFE+	1.2	W013519
1.4 FE+ / M10X1 / LIFE+	1.4	W013992
1.6 FE+ / M10X1 / LIFE+	1.6	W013521

Contact tips M10 (LIFE+ material) for Ss / SsMc / SsFc / CuMarking example: 0.8 SS+ / M10X1 / LIFE+
0.8 Ss+

0.8 SS+ / M10X1 / LIFE+	0.8	W014135
0.9 SS+ / M10X1 / LIFE+	0.9	W014136
1.0 SS+ / M10X1 / LIFE+	1.0	W013994
1.2 SS+ / M10X1 / LIFE+	1.2	W013995
1.4 SS+ / M10X1 / LIFE+	1.4	W013996
1.6 SS+ / M10X1 / LIFE+	1.6	W013998

Contact tips M10 (CuCrZr) for AlMarking example: 0.8 AL / M10X1
0.8 Al

0.8 AL / M10X1	0.8	W013764
0.9 AL / M10X1	0.9	W013765
1.0 AL / M10X1	1.0	W013507
1.2 AL / M10X1	1.2	W013508
1.4 AL / M10X1	1.4	W013509
1.6 AL / M10X1	1.6	W013510

Alternative contact tips M10 (CuCrZr) for Fe / FeMc / FeFcMarking example: 0.8 FE / M10X1
0.8 Fe

0.8 FE / M10X1	0.8	W012130
0.9 FE / M10X1	0.9	W012131
1.0 FE / M10X1	1.0	W012132
1.2 FE / M10X1	1.2	W012134
1.4 FE / M10X1	1.4	W012135
1.6 FE / M10X1	1.6	W011758

Wire feed mechanism consumable kits

FastMig MF 29

F000223	Al	1.0	U	-
F000226	Al	1.0	U	HD
F000224	Al	1.2	U	-
F000227	Al	1.2	U	HD
F000225	Al	1.6	U	-
F000228	Al	1.6	U	HD
F000322	Fe	0.8-0.9	V	-
F000210	Fe	0.8-0.9	V	HD
F000318	Fe	0.8-0.9	V	HD
F000323	Fe	1.0	V	-
F000211	Fe	1.0	V	HD
F000319	Fe	1.0	V	HD
F000324	Fe	1.2	V	-
F000212	Fe	1.2	V	HD
F000320	Fe	1.2	V	HD
F000325	Fe	1.4	V	-
F000326	Fe	1.6	V	-
F000213	Fe	1.6	V	HD
F000321	Fe	1.6	V	HD
F000327	Fe	2.0	V	-
F000328	Fe	2.4	V	-
F000202	Fe,Cu	0.6	V	-
F000203	Fe,Cu	0.8-0.9	V	-
F000204	Fe,Cu	1.0	V	-
F000205	Fe,Cu	1.2	V	-
F000206	Fe,Cu	1.4	V	-
F000207	Fe,Cu	1.6	V	-
F000208	Fe,Cu	2.0	V	-
F000209	Fe,Cu	2.4	V	-
F000322	MC/FC	0.8-0.9	V	-
F000210	MC/FC	0.8-0.9	V	HD
F000323	MC/FC	1.0	V	-
F000211	MC/FC	1.0	V	HD
F000214	MC/FC	1.0	VK	-
F000219	MC/FC	1.0	VK	HD
F000324	MC/FC	1.2	V	-

F000212	MC/FC	1.2	V	HD
F000215	MC/FC	1.2	VK	-
F000220	MC/FC	1.2	VK	HD
F000325	MC/FC	1.4	V	-
F000216	MC/FC	1.4-1.6	VK	-
F000221	MC/FC	1.4-1.6	VK	HD
F000326	MC/FC	1.6	V	-
F000213	MC/FC	1.6	V	HD
F000327	MC/FC	2.0	V	-
F000217	MC/FC	2.0	VK	-
F000222	MC/FC	2.0	VK	HD
F000328	MC/FC	2.4	V	-
F000218	MC/FC	2.4	VK	-
F000202	Ss	0.6	V	-
F000203	Ss	0.8-0.9	V	-
F000318	Ss	0.8-0.9	V	HD
F000204	Ss	1.0	V	-
F000319	Ss	1.0	V	HD
F000205	Ss	1.2	V	-
F000320	Ss	1.2	V	HD
F000206	Ss	1.4	V	-
F000207	Ss	1.6	V	-
F000321	Ss	1.6	V	HD
F000208	Ss	2.0	V	-
F000209	Ss	2.4	V	-

FastMig MF 33

ArcFeed 200/300/300P/300RC

F000292	Al	1.0/1.2	U	-
F000293	Al	1.2	T	-
F000294	Al	1.2/1.6	U	-
F000295	Al	1.4	T	-
F000296	Al	1.6	T	-
F000297	Al	2.0	T	-
F000298	Al	2.4	T	-
F000276	Fe	0.6/0.8	V	-
F000277	Fe	0.8	V	-

F000278	Fe	1.0	V	-
F000279	Fe	1.0/1.2	V	-
F000280	Fe	1.2	V	-
F000281	Fe	1.4-1.6/2.0	V	-
F000282	Fe	1.6	V	-
F000283	Fe	2.4	V	-
F000284	Fe	3.2	V	-
F000299	MC/FC	1.0/1.2	VK	-
F000300	MC/FC	1.2	VK	-
F000301	MC/FC	1.4-1.6/2.0	VK	-
F000302	MC/FC	1.6	VK	-
F000303	MC/FC	2.4	VK	-
F000304	MC/FC	3.2	VK	-
F000285	Ss	0.8	V	-
F000286	Ss	1.0	V	-
F000287	Ss	1.0/1.2	V	-
F000288	Ss	1.2	V	-
F000289	Ss	1.4-1.6/2.0	V	-
F000290	Ss	1.6	V	-
F000291	Ss	2.4	V	-

FastMig MSF 53, 55, 57

F000223	Al	1.0	U	-
F000226	Al	1.0	U	HD
F000224	Al	1.2	U	-
F000227	Al	1.2	U	HD
F000225	Al	1.6	U	-
F000228	Al	1.6	U	HD
F000322	Fe	0.8-0.9	V	-
F000210	Fe	0.8-0.9	V	HD
F000318	Fe	0.8-0.9	V	HD
F000323	Fe	1.0	V	-
F000211	Fe	1.0	V	HD
F000319	Fe	1.0	V	HD
F000324	Fe	1.2	V	-
F000212	Fe	1.2	V	HD



U = U Groove
V = Plain V Groove
VK = Knurled V Groove
T = Trapezoid Groove
HD = Heavy Duty kit (contains metal feed rolls)
MC/FC = Metal/Flux Cored

For more information, open
Consumable Kit Selector on kitselect.kemppi.com.

F000320	Fe	1.2	V	HD
F000325	Fe	1.4	V	-
F000326	Fe	1.6	V	-
F000213	Fe	1.6	V	HD
F000321	Fe	1.6	V	HD
F000327	Fe	2.0	V	-
F000328	Fe	2.4	V	-
F000202	Fe,Cu	0.6	V	-
F000203	Fe,Cu	0.8-0.9	V	-
F000204	Fe,Cu	1.0	V	-
F000205	Fe,Cu	1.2	V	-
F000206	Fe,Cu	1.4	V	-
F000207	Fe,Cu	1.6	V	-
F000208	Fe,Cu	2.0	V	-
F000209	Fe,Cu	2.4	V	-
F000322	MC/FC	0.8-0.9	V	-
F000210	MC/FC	0.8-0.9	V	HD
F000323	MC/FC	1.0	V	-
F000211	MC/FC	1.0	V	HD
F000214	MC/FC	1.0	VK	-
F000219	MC/FC	1.0	VK	HD
F000324	MC/FC	1.2	V	-
F000212	MC/FC	1.2	V	HD
F000215	MC/FC	1.2	VK	-
F000220	MC/FC	1.2	VK	HD
F000325	MC/FC	1.4	V	-
F000216	MC/FC	1.4-1.6	VK	-
F000221	MC/FC	1.4-1.6	VK	HD
F000326	MC/FC	1.6	V	-
F000213	MC/FC	1.6	V	HD
F000327	MC/FC	2.0	V	-
F000217	MC/FC	2.0	VK	-
F000222	MC/FC	2.0	VK	HD
F000328	MC/FC	2.4	V	-
F000218	MC/FC	2.4	VK	-
F000202	Ss	0.6	V	-
F000203	Ss	0.8-0.9	V	-
F000318	Ss	0.8-0.9	V	HD
F000204	Ss	1.0	V	-
F000319	Ss	1.0	V	HD
F000205	Ss	1.2	V	-
F000320	Ss	1.2	V	HD
F000206	Ss	1.4	V	-
F000207	Ss	1.6	V	-
F000321	Ss	1.6	V	HD
F000208	Ss	2.0	V	-
F000209	Ss	2.4	V	-

FastMig MXF 63, 65, 67 WFX 200, WFX 300

F000204	Ss	1.0	V	-
F000319	Ss	1.0	V	HD
F000205	Ss	1.2	V	-
F000320	Ss	1.2	V	HD
F000206	Ss	1.4	V	-
F000207	Ss	1.6	V	-
F000321	Ss	1.6	V	HD
F000208	Ss	2.0	V	-
F000209	Ss	2.4	V	-
F000223	Al	1.0	U	-
F000226	Al	1.0	U	HD
F000224	Al	1.2	U	-
F000227	Al	1.2	U	HD
F000365	Al	1.4	U	-
F000225	Al	1.6	U	-
F000228	Al	1.6	U	HD
F000322	Fe	0.8-0.9	V	-
F000210	Fe	0.8-0.9	V	HD
F000318	Fe	0.8-0.9	V	HD
F000323	Fe	1.0	V	-
F000211	Fe	1.0	V	HD
F000319	Fe	1.0	V	HD
F000324	Fe	1.2	V	-
F000212	Fe	1.2	V	HD
F000320	Fe	1.2	V	HD
F000325	Fe	1.4	V	-
F000326	Fe	1.6	V	-
F000213	Fe	1.6	V	HD
F000321	Fe	1.6	V	HD
F000327	Fe	2.0	V	-
F000328	Fe	2.4	V	-
F000202	Fe,Cu	0.6	V	-
F000203	Fe,Cu	0.8-0.9	V	-
F000204	Fe,Cu	1.0	V	-
F000205	Fe,Cu	1.2	V	-

F000206	Fe,Cu	1.4	V	-
F000207	Fe,Cu	1.6	V	-
F000208	Fe,Cu	2.0	V	-
F000209	Fe,Cu	2.4	V	-
F000322	MC/FC	0.8-0.9	V	-
F000210	MC/FC	0.8-0.9	V	HD
F000323	MC/FC	1.0	V	-
F000211	MC/FC	1.0	V	HD
F000214	MC/FC	1.0	VK	-
F000219	MC/FC	1.0	VK	HD
F000324	MC/FC	1.2	V	-
F000212	MC/FC	1.2	V	HD
F000215	MC/FC	1.2	VK	-
F000220	MC/FC	1.2	VK	HD
F000325	MC/FC	1.4	V	-
F000216	MC/FC	1.4-1.6	VK	-
F000221	MC/FC	1.4-1.6	VK	HD
F000326	MC/FC	1.6	V	-
F000213	MC/FC	1.6	V	HD
F000327	MC/FC	2.0	V	-
F000217	MC/FC	2.0	VK	-
F000222	MC/FC	2.0	VK	HD
F000328	MC/FC	2.4	V	-
F000218	MC/FC	2.4	VK	-
F000202	Ss	0.6	V	-
F000203	Ss	0.8-0.9	V	-
F000318	Ss	0.8-0.9	V	HD
F000204	Ss	1.0	V	-
F000319	Ss	1.0	V	HD
F000205	Ss	1.2	V	-
F000320	Ss	1.2	V	HD
F000206	Ss	1.4	V	-
F000207	Ss	1.6	V	-
F000321	Ss	1.6	V	HD
F000208	Ss	2.0	V	-
F000209	Ss	2.4	V	-

F000318	Fe	0.8-0.9	V	HD
↑	↑	↑	↑	↑
Package	Material	Size	Groove	Heavy duty

Wire feed mechanism consumable kits

FastMig WFX 300 P

F000273	Al	1.0	U	-
F000274	Al	1.2	U	-
F000365	Al	1.4	U	-
F000275	Al	1.6	U	-
F000342	Fe	0.8-0.9	V	-
F000260	Fe	0.8-0.9	V	HD
F000338	Fe	0.8-0.9	V	HD
F000343	Fe	1.0	V	-
F000261	Fe	1.0	V	HD
F000339	Fe	1.0	V	HD
F000344	Fe	1.2	V	-
F000262	Fe	1.2	V	HD
F000340	Fe	1.2	V	HD
F000345	Fe	1.6	V	-
F000263	Fe	1.6	V	HD
F000341	Fe	1.6	V	HD
F000346	Fe	2.0	V	-
F000347	Fe	2.4	V	-
F000252	Fe,Cu	0.6	V	-
F000253	Fe,Cu	0.8-0.9	V	-
F000254	Fe,Cu	1.0	V	-
F000255	Fe,Cu	1.2	V	-
F000256	Fe,Cu	1.4	V	-
F000257	Fe,Cu	1.6	V	-
F000258	Fe,Cu	2.0	V	-
F000259	Fe,Cu	2.4	V	-
F000342	MC/FC	0.8-0.9	V	-
F000260	MC/FC	0.8-0.9	V	HD
F000343	MC/FC	1.0	V	-
F000261	MC/FC	1.0	V	HD
F000264	MC/FC	1.0	VK	-
F000269	MC/FC	1.0	VK	HD
F000344	MC/FC	1.2	V	-
F000262	MC/FC	1.2	V	HD
F000265	MC/FC	1.2	VK	-

F000270	MC/FC	1.2	VK	HD
F000266	MC/FC	1.4-1.6	VK	-
F000271	MC/FC	1.4-1.6	VK	HD
F000345	MC/FC	1.6	V	-
F000263	MC/FC	1.6	V	HD
F000346	MC/FC	2.0	V	-
F000347	MC/FC	2.4	V	-
F000267	MC/FC	2.0	VK	-
F000272	MC/FC	2.0	VK	HD
F000268	MC/FC	2.4	VK	-
F000252	Ss	0.6	V	-
F000253	Ss	0.8-0.9	V	-
F000338	Ss	0.8-0.9	V	HD
F000254	Ss	1.0	V	-
F000339	Ss	1.0	V	HD
F000255	Ss	1.2	V	-
F000340	Ss	1.2	V	HD
F000256	Ss	1.4	V	-
F000257	Ss	1.6	V	-
F000341	Ss	1.6	V	HD
F000258	Ss	2.0	V	-
F000259	Ss	2.4	V	-

FitWeld Evo 300

F000335	Fe	0.8/0.9	V	-
F000336	Fe	1.0	V	-
F000245	Fe	1.0	V	HD
F000348	Fe	1.0	V	HD
F000337	Fe	1.2	V	-
F000246	Fe	1.2	V	HD
F000349	Fe	1.2	V	HD
F000334	Fe,Cu	0.8/0.9	V	-
F000243	Fe,Cu	1.0	V	-
F000244	Fe,Cu	1.2	V	-
F000335	MC/FC	0.8/0.9	V	-
F000336	MC/FC	1.0	V	-
F000245	MC/FC	1.0	V	HD

F000248	MC/FC	1.0	VK	-
F000250	MC/FC	1.0	VK	HD
F000337	MC/FC	1.2	V	-
F000246	MC/FC	1.2	V	HD
F000249	MC/FC	1.2	VK	-
F000251	MC/FC	1.2	VK	HD
F000334	Ss	0.8/0.9	V	-
F000243	Ss	1.0	V	-
F000348	Ss	1.0	V	HD
F000244	Ss	1.2	V	-
F000349	Ss	1.2	V	HD

Kempact MIG 2530

F000223	Al	1.0	U	-
F000226	Al	1.0	U	HD
F000224	Al	1.2	U	-
F000227	Al	1.2	U	HD
F000225	Al	1.6	U	-
F000228	Al	1.6	U	HD
F000322	Fe	0.8-0.9	V	-
F000210	Fe	0.8-0.9	V	HD
F000318	Fe	0.8-0.9	V	HD
F000323	Fe	1.0	V	-
F000211	Fe	1.0	V	HD
F000319	Fe	1.0	V	HD
F000324	Fe	1.2	V	-
F000212	Fe	1.2	V	HD
F000320	Fe	1.2	V	HD
F000325	Fe	1.4	V	-
F000326	Fe	1.6	V	-
F000213	Fe	1.6	V	HD
F000321	Fe	1.6	V	HD
F000327	Fe	2.0	V	-
F000328	Fe	2.4	V	-
F000202	Fe,Cu	0.6	V	-
F000203	Fe,Cu	0.8-0.9	V	-
F000204	Fe,Cu	1.0	V	-



U = U Groove
V = Plain V Groove
VK = Knurled V Groove
T = Trapezoid Groove
HD = Heavy Duty kit (contains metal feed rolls)
MC/FC = Metal/Flux Cored

For more information, open
Consumable Kit Selector on kitselect.kemppi.com.

F000205	Fe, Cu	1.2	V	-
F000206	Fe, Cu	1.4	V	-
F000207	Fe, Cu	1.6	V	-
F000208	Fe, Cu	2.0	V	-
F000209	Fe, Cu	2.4	V	-
F000322	MC/FC	0.8-0.9	V	-
F000210	MC/FC	0.8-0.9	V	HD
F000323	MC/FC	1.0	V	-
F000211	MC/FC	1.0	V	HD
F000214	MC/FC	1.0	VK	-
F000219	MC/FC	1.0	VK	HD
F000324	MC/FC	1.2	V	-
F000212	MC/FC	1.2	V	HD
F000215	MC/FC	1.2	VK	-
F000220	MC/FC	1.2	VK	HD
F000325	MC/FC	1.4	V	-
F000216	MC/FC	1.4-1.6	VK	-
F000221	MC/FC	1.4-1.6	VK	HD
F000326	MC/FC	1.6	V	-
F000213	MC/FC	1.6	V	HD
F000327	MC/FC	2.0	V	-
F000217	MC/FC	2.0	VK	-
F000222	MC/FC	2.0	VK	HD
F000328	MC/FC	2.4	V	-
F000218	MC/FC	2.4	VK	-
F000202	Ss	0.6	V	-
F000203	Ss	0.8-0.9	V	-
F000318	Ss	0.8-0.9	V	HD
F000204	Ss	1.0	V	-
F000319	Ss	1.0	V	HD
F000205	Ss	1.2	V	-
F000320	Ss	1.2	V	HD
F000206	Ss	1.4	V	-
F000207	Ss	1.6	V	-
F000321	Ss	1.6	V	HD
F000208	Ss	2.0	V	-
F000209	Ss	2.4	V	-

F000209	Ss	2.4	V	-
Kempact Pulse 3000				
F000223	Al	1.0	U	-
F000226	Al	1.0	U	HD
F000224	Al	1.2	U	-
F000227	Al	1.2	U	HD
F000225	Al	1.6	U	-
F000228	Al	1.6	U	HD
F000322	Fe	0.8-0.9	V	-
F000210	Fe	0.8-0.9	V	HD
F000318	Fe	0.8-0.9	V	HD
F000323	Fe	1.0	V	-
F000211	Fe	1.0	V	HD
F000319	Fe	1.0	V	HD
F000324	Fe	1.2	V	-
F000212	Fe	1.2	V	HD
F000320	Fe	1.2	V	HD
F000325	Fe	1.4	V	-
F000326	Fe	1.6	V	-
F000213	Fe	1.6	V	HD
F000321	Fe	1.6	V	HD
F000327	Fe	2.0	V	-
F000328	Fe	2.4	V	-
F000202	Fe, Cu	0.6	V	-
F000203	Fe, Cu	0.8-0.9	V	-
F000204	Fe, Cu	1.0	V	-
F000205	Fe, Cu	1.2	V	-
F000206	Fe, Cu	1.4	V	-
F000207	Fe, Cu	1.6	V	-
F000208	Fe, Cu	2.0	V	-
F000209	Fe, Cu	2.4	V	-
F000322	MC/FC	0.8-0.9	V	-
F000210	MC/FC	0.8-0.9	V	HD
F000323	MC/FC	1.0	V	-
F000211	MC/FC	1.0	V	HD

F000214	MC/FC	1.0	VK	-
F000219	MC/FC	1.0	VK	HD
F000324	MC/FC	1.2	V	-
F000212	MC/FC	1.2	V	HD
F000215	MC/FC	1.2	VK	-
F000220	MC/FC	1.2	VK	HD
F000325	MC/FC	1.4	V	-
F000216	MC/FC	1.4-1.6	VK	-
F000221	MC/FC	1.4-1.6	VK	HD
F000326	MC/FC	1.6	V	-
F000213	MC/FC	1.6	V	HD
F000327	MC/FC	2.0	V	-
F000217	MC/FC	2.0	VK	-
F000222	MC/FC	2.0	VK	HD
F000328	MC/FC	2.4	V	-
F000218	MC/FC	2.4	VK	-
F000202	Ss	0.6	V	-
F000203	Ss	0.8-0.9	V	-
F000318	Ss	0.8-0.9	V	HD
F000204	Ss	1.0	V	-
F000319	Ss	1.0	V	HD
F000205	Ss	1.2	V	-
F000320	Ss	1.2	V	HD
F000206	Ss	1.4	V	-
F000207	Ss	1.6	V	-
F000321	Ss	1.6	V	HD
F000208	Ss	2.0	V	-
F000209	Ss	2.4	V	-

Kempact Pulse 3000 MVU

F000223	Al	1.0	U	-
F000226	Al	1.0	U	HD
F000224	Al	1.2	U	-
F000227	Al	1.2	U	HD
F000225	Al	1.6	U	-
F000228	Al	1.6	U	HD

F000318	Fe	0.8-0.9	V	HD
↑	↑	↑	↑	↑
Package	Material	Size	Groove	Heavy duty

Wire feed mechanism consumable kits

F000322	Fe	0.8-0.9	V	-
F000210	Fe	0.8-0.9	V	HD
F000318	Fe	0.8-0.9	V	HD
F000323	Fe	1.0	V	-
F000211	Fe	1.0	V	HD
F000319	Fe	1.0	V	HD
F000324	Fe	1.2	V	-
F000212	Fe	1.2	V	HD
F000320	Fe	1.2	V	HD
F000325	Fe	1.4	V	-
F000326	Fe	1.6	V	-
F000213	Fe	1.6	V	HD
F000321	Fe	1.6	V	HD
F000327	Fe	2.0	V	-
F000328	Fe	2.4	V	-
F000202	Fe, Cu	0.6	V	-
F000203	Fe, Cu	0.8-0.9	V	-
F000204	Fe, Cu	1.0	V	-
F000205	Fe, Cu	1.2	V	-
F000206	Fe, Cu	1.4	V	-
F000207	Fe, Cu	1.6	V	-
F000208	Fe, Cu	2.0	V	-
F000209	Fe, Cu	2.4	V	-
F000322	MC/FC	0.8-0.9	V	-
F000210	MC/FC	0.8-0.9	V	HD
F000323	MC/FC	1.0	V	-
F000211	MC/FC	1.0	V	HD
F000214	MC/FC	1.0	VK	-
F000219	MC/FC	1.0	VK	HD
F000324	MC/FC	1.2	V	-
F000212	MC/FC	1.2	V	HD
F000215	MC/FC	1.2	VK	-
F000220	MC/FC	1.2	VK	HD
F000325	MC/FC	1.4	V	-
F000216	MC/FC	1.4-1.6	VK	-
F000221	MC/FC	1.4-1.6	VK	HD

F000326	MC/FC	1.6	V	-
F000213	MC/FC	1.6	V	HD
F000327	MC/FC	2.0	V	-
F000217	MC/FC	2.0	VK	-
F000222	MC/FC	2.0	VK	HD
F000328	MC/FC	2.4	V	-
F000218	MC/FC	2.4	VK	-
F000202	Ss	0.6	V	-
F000203	Ss	0.8-0.9	V	-
F000318	Ss	0.8-0.9	V	HD
F000204	Ss	1.0	V	-
F000319	Ss	1.0	V	HD
F000205	Ss	1.2	V	-
F000320	Ss	1.2	V	HD
F000206	Ss	1.4	V	-
F000207	Ss	1.6	V	-
F000321	Ss	1.6	V	HD
F000208	Ss	2.0	V	-
F000209	Ss	2.4	V	-

Kempact RA 181A, 251 R, 251 A

F000241	Al	1.0	U	-
F000242	Al	1.2	U	-
F000333	Cu	0,6	V	-
F000236	Cu	0.8-0.9	V	-
F000237	Cu	1.0	V	-
F000238	Cu	1.2	V	-
F000333	Fe	0,6	V	-
F000236	Fe	0.8-0.9	V	-
F000237	Fe	1.0	V	-
F000238	Fe	1.2	V	-
F000239	MC/FC	1.0	VK	-
F000240	MC/FC	1.2	VK	-
F000333	Ss	0.6	V	-
F000236	Ss	0.8-0.9	V	-

F000237	Ss	1.0	V	-
F000238	Ss	1.2	V	-

Kempact RA 253R, 253A, 253RMW, 253AMV, 323R, 323A, 323RMV, 323AMV

F000234	Al	1.0	U	-
F000235	Al	1.2	U	-
F000330	Fe	0.8-0.9	V	-
F000331	Fe	1.0	V	-
F000332	Fe	1.2	V	-
F000329	Fe, Cu	0.6	V	-
F000229	Fe, Cu	0.8-0.9	V	-
F000230	Fe, Cu	1.0	V	-
F000231	Fe, Cu	1.2	V	-
F000330	MC/FC	0.8-0.9	V	-
F000331	MC/FC	1.0	V	-
F000332	MC/FC	1.2	V	-
F000232	MC/FC	1.0	VK	-
F000233	MC/FC	1.2	VK	-
F000329	Ss	0.6	V	-
F000229	Ss	0.8-0.9	V	-
F000230	Ss	1.0	V	-
F000231	Ss	1.2	V	-

SuperSnake

W004280	Al	1.2	U	-
W010104	Al	1.6	U	-
W004276	Fe	0.8-0.9	V	-
W004277	Fe	1.0	V	-
W004278	Fe	1.2	V	-
W004279	Fe	1.6	V	-
W004281	MC/FC	1.2	VK	-
W006608	MC/FC	1.6	VK	-



U = U Groove
V = Plain V Groove
VK = Knurled V Groove
T = Trapezoid Groove
HD = Heavy Duty kit (contains metal feed rolls)
MC/FC = Metal/Flux Cored

For more information, open
Consumable Kit Selector on kitselect.kemppi.com.

X8 wire feeder

F000451	Al	1.0	U	-
F000452	Al	1.2	U	-
F000453	Al	1.4	U	-
F000454	Al	1.6	U	-
F000421	Fe	0.8-0.9	V	-
F000427	Fe	0.8-0.9	V	HD
F000439	Fe	0.8-0.9	V	HD
F000422	Fe	1.0	V	-
F000428	Fe	1.0	V	HD
F000440	Fe	1.0	V	HD
F000423	Fe	1.2	V	-
F000429	Fe	1.2	V	HD
F000463	Fe	1.2	V	HD
F000424	Fe	1.6	V	-
F000430	Fe	1.6	V	HD
F000441	Fe	1.6	V	HD
F000425	Fe	2.0	V	-
F000426	Fe	2.4	V	-
F000431	Fe,Cu	0.6	V	-
F000432	Fe,Cu	0.8-0.9	V	-
F000433	Fe,Cu	1.0	V	-
F000434	Fe,Cu	1.2	V	-
F000435	Fe,Cu	1.4	V	-
F000436	Fe,Cu	1.6	V	-
F000437	Fe,Cu	2.0	V	-
F000438	Fe,Cu	2.4	V	-
F000421	MC/FC	0.8-0.9	V	-
F000427	MC/FC	0.8-0.9	V	HD
F000422	MC/FC	1.0	V	-
F000428	MC/FC	1.0	V	HD
F000442	MC/FC	1.0	VK	-
F000447	MC/FC	1.0	VK	HD
F000423	MC/FC	1.2	V	-
F000429	MC/FC	1.2	V	HD

F000443	MC/FC	1.2	VK	-
F000448	MC/FC	1.2	VK	HD
F000444	MC/FC	1.4-1.6	VK	-
F000449	MC/FC	1.4-1.6	VK	HD
F000424	MC/FC	1.6	V	-
F000430	MC/FC	1.6	V	HD
F000425	MC/FC	2,0	V	-
F000426	MC/FC	2,4	V	-
F000445	MC/FC	2.0	VK	-
F000450	MC/FC	2.0	VK	HD
F000446	MC/FC	2.4	VK	-
F000431	Ss	0.6	V	-
F000432	Ss	0.8-0.9	V	-
F000439	Ss	0.8-0.9	V	HD
F000433	Ss	1.0	V	-
F000440	Ss	1.0	V	HD
F000434	Ss	1.2	V	-
F000463	Ss	1.2	V	HD
F000435	Ss	1.4	V	-
F000436	Ss	1.6	V	-
F000441	Ss	1.6	V	HD
F000437	Ss	2.0	V	-
F000438	Ss	2.4	V	-

F000318	Fe	0.8-0.9	V	HD
↑	↑	↑	↑	↑
Package	Material	Size	Groove	Heavy duty



TIG welding torch range

Welding craftsmen deserve the best tools

Kemppi TIG torches just feel that little bit better in the hand for those quality welding tasks. Kemppi TIG torches suit a variety of equipment and are available from 4 to 16 meters in length. Manufactured using the best materials, you can trust Kemppi TIG torches to perform, allowing you to concentrate on completing beautiful looking TIG welds.

The TTM range is equipped with manual gas valves to regulate the shielding gas flow, ensuring basic TIG welding tasks are easily completed. Use with MMA power sources for scratch and TouchArc TIG ignition.

The TTK range fits a wide range of industrial TIG welding machines. Standard thread terminations easily connect for power, gas and water (model dependent) and every model is fitted with an ignition switch, cable and plug as standard.

The TTC range is designed for use with specific Kemppi TIG machines and available in both gas and water cooled models. TTC torches support RTC10 and RTC20 remote control units that replace the standard on/off switch with a convenient and precise remote current regulator for easy ignition and power control at distance.

Technical specifications and Ordering information

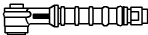
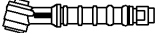

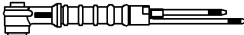
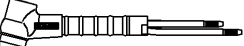
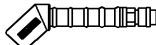


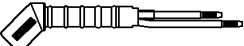
	TTM 15V 4M	TTM 15V BC 4M	TTC 220 GV 4M
Output, DC TIG	140 A (35%)	150 A (35%)	220 A (40%)
Machine connector	R1/4	R3/8	R3/8
Ordering code	6271432	627143201	627022304

Technical specifications and Ordering information

TTK		TTK 130	TTK 130F	TTK 160	TTK 160S	TTK 220	TTK 220S	TTK 300W	TTK 350W	TTK 250WS
Output	DC 40 % ED	130 A	130 A	160 A	160 A	220 A	220 A	-	-	-
	DC 100 % ED	-	-	-	-	-	-	200 A	250 A	200 A
	AC 40 % ED	100 A	100 A	120 A	110 A	160 A	120 A	250 A	300 A	250 A
	AC 100 % ED	-	-	-	-	-	-	140 A	200 A	140 A
Electrodes	ø mm	1.0...2.4	1.0...2.4	1.0...2.4	1.0...2.4	1.0...3.2	1.0...3.2	1.0...2.4	1.0...4.0	1.0...4.0
Connection	Gas/current	R¼	R¼	R¼	R¼	R¼	R¼	-	-	-
	Water/current	-	-	-	-	-	-	R3/8	R3/8	R3/8
	Gas	-	-	-	-	-	-	R¼	R¼	R¼
Length/ Ordering code	4 m	627063004	627063104	627066004	627066204	627072004	627072304	627080504	627085504	627075704
	8 m	627063008	627063108	627066008	627066208	627072008	627072308	627080508	627085508	627075708
	16 m	627063016	627063116	627066016	627066216	627072016	627072316	627080516	627085516	627075716

TTC		TTC 130	TTC 130F	TTC 160	TTC 160S	TTC 220	TTC 220S	TTC 200W	TTC 250W	TTC 250WS
Output	DC 40 % ED	130 A	130 A	160 A	160 A	220 A	220 A	-	-	-
	100 % ED	-	-	-	-	-	-	200 A	250 A	200 A
Electrodes	ø mm	1.0...2.4	1.0...2.4	1.0...2.4	1.0...2.4	1.0...3.2	1.0...2.4	1.0...2.4	1.0...4.0	1.0...4.0
Connection	Gas/current	R¼	R¼	R¼	R¼	R¼	R¼	R¼	R¼	R¼
	Water	-	-	-	-	-	-	Snap connection	Snap connection	Snap connection
Length/ Ordering code	4 m	627013004	627013104	627016004	627016204	627022004	627022204	627020504	627025504	627025704
	8 m	627013008	627013108	627016008	627016208	627022008	627022208	627020508	627025508	627025708
	16 m	627013016	627013116	627016016	627016216	627022016	627022216	627020516	627025516	627025716
	30 m	-	-	-	627016230	-	-	-	-	-

RTC 10 (6185477) and RTC 20 (6185478) remote control units are available as options

TTC/TTK			TTC 130 TTK 130	TTC 130F TTK 130F	TTC 160 TTK 160	TTC 160S TTK 160S	TTC 220 TTK 220	TTC 220S TTK 220S	TTC 200W TTK 300W	TTC 250W TTK 350W	TTC 250WS TTK 250WS
<input type="checkbox"/>	4285650		■	●	●	●	●	●			
<input type="checkbox"/>	9878040 (Flex)		●	■	●	●	●	●			
	4270580		●	●	■	●	■	●			
<input type="checkbox"/>	4285660								■	●	●
	4270600								●	■	●
	4276530		●	●	●	■	●	■			
<input type="checkbox"/>	4276300		●	●	●	■	●	●	●	●	■
	4276290		●	●	●	●	●	■	●	●	●
	4276550								●	●	■
■	Standard delivery										
●	Accessory										
<input type="checkbox"/>	Small consumable parts										

Consumable and replacement parts

Big torch head: TTK 160, 220, 220S, 350W, TTC 160, 220, 250W

1. Gas nozzle		mm			
No.	Ordering number	a	b	c	d
4	7990766	18.0	11.5	6.5	47.5
5	7990770	18.0	12.5	8.0	47.5
6	7990771 *	18.0	14.5	9.5	47.5
7	7990772	18.0	16.0	11.0	47.5
8	7990773	18.0	18.0	12.5	47.5
10	7990775	21.0	21.0	16.0	47.5
12	7990776	24.0	24.0	19.0	47.5

2. Gas nozzle/lens		mm			
No.	Ordering number	a	b	c	d
5	7990783	25.0	12.5	7.5	42.0
6	7990784	25.0	14.0	9.0	42.0
7	7990785	25.0	15.5	11.0	42.0
8	7990786	25.0	16.5	12.0	42.0
11	7990787	25.0	22.0	17.0	42.0

Housing for tightening bush			
1. standard		2. gas lens	
∅ 1.6	7990681	∅ 1.6	7990711
∅ 2.4	7990682 *	∅ 2.4	7990712
∅ 3.2	7990683	∅ 3.2	7990713
∅ 4.0	7990684	∅ 4.0	7990714

- Insulating ring**
1. SP9580266 *
 2. 9876860
 3. SP9580267


Torch body
Find codes of the torch body from the separate table, page 95.

Tightening bush	
∅ 1.6	9876867
∅ 2.4	9876868 *
∅ 3.2	9876869
∅ 4.0	9876870

Electrode shield including O-ring	
short	7990731
medium	7990735
long	7990741 *

O-ring **SP7990791**

* Delivery equipment is for ∅ 2.4 mm electrode. Lens equipment is delivered as an accessory. The above mentioned dimensions are directive.



Electrode		
grey	∅ 1.6	9873532
	∅ 2.4	9873533 *
	∅ 3.2	9873534
	∅ 4.0	9873535
white	∅ 1.6	9873521
	∅ 2.4	9873522
	∅ 3.2	9873523
	∅ 4.0	9873524
green	∅ 4.0	9873505

← 175 mm →

Small torch head: TTK 130, 130F, 160S, 250WS, 300W, TTC130, 130F, 160S, 200W, 250WS

1. Gas nozzle		mm			
No.	Ordering number	a	b	c	d
4	7990760	14.5	10.0	6.5	30
5	7990761*	14.5	11.0	8.0	30
6	7990762	14.5	14.5	10.0	30
7	7990763	14.5	14.5	11.0	30

Special gas nozzle		mm			
No.	Ordering number	a	b	c	d
4	9878019	15.0	10.5	6.5	48
5	9878020	15.0	11.5	8.0	48
6	9878021	15.0	13.5	9.5	48

2. Gas nozzle/gas lens		mm			
No.	Ordering number	a	b	c	d
4	7990779	18.5	10.5	7.0	25.5
5	7990780	18.5	12.0	8.0	25.5
6	7990781	18.5	13.5	9.5	25.5
7	7990782	18.5	15.0	11.0	25.5

Housing for tightening bush			
1. standard		2. lens	
ø 1.0	7990660	ø 1.0	7990700
ø 1.6	7990661	ø 1.6	7990701
ø 2.4	7990662 *	ø 2.4	7990702

Insulating ring	
SP9878013 *	

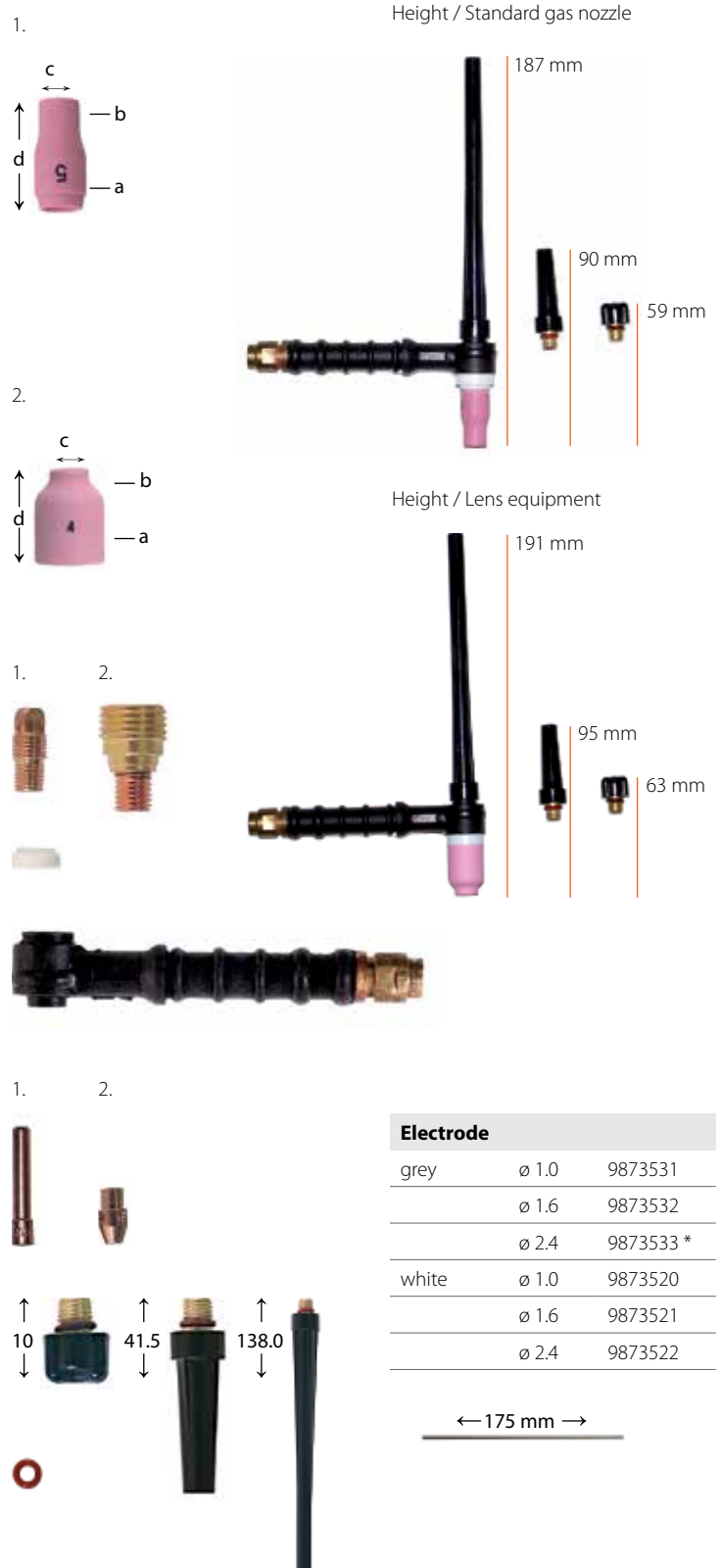
Torch body	
Find codes of the torch body from the separate table, page 95.	

Tightening bush			
1.		2. short	
ø 1.0	7990635	ø 1.0	7990640
ø 1.6	7990636	ø 1.6	7990641
ø 2.4	7990637 *	ø 2.4	7990642

Electrode shield including O-ring	
short	7990730
medium	7990734 *
long	7990740

O-ring	SP7990790
--------	-----------

* Delivery equipment is for ø 2.4 mm electrode. Lens equipment is delivered as an accessory. The above-mentioned dimensions are directive.





KEMPPi
ArcValidator
L 650

HE SERVICE OY

Equipment validation

ArcValidator

100

Kemppi reserves the right to change the information in this catalogue.
For the most up-to-date information, please check the offering at www.kemppi.com.

Welding equipment validation is required to make sure that the standardized level of accuracy and quality is maintained. ArcValidator is a systematic and accurate validation solution that links workshop and office based processes, meeting both local quality control and validation standards requirements to EN 50504.

ArcValidator



Up to 80% faster than manual validation process



- Fast and accurate with all welding machine makes and models *
- Fully automated for the most sophisticated Kemppi equipment
- Step-by-step process guidance
- Includes PC software and certificate creation
- Integrated wire speed measurement
- Supports EN 50504 standards requirements

* Measuring accuracy up to 550 A



The complete solution for welding equipment validation

Next step solution

Kemppi ArcValidator is an automated and universal solution for validating arc welding equipment accuracy. ArcValidator solution speeds up the validation process up to 80 %.

Systematic and accurate welding equipment validation

ArcValidator brings a streamlined solution, supporting local quality control through standardised current and voltage validation measures. ArcValidator supports MMA, MIG/MAG as well as TIG welding processes and is universally compatible with almost any standard welding equipment with absolute unit meters.

Efficient, solution-oriented approach

ArcValidation guides and coaches the engineer throughout the validation process, using clear on-screen instructions. All validation data is recorded at the ArcValidator DataStick and used in creating the final validation reporting and the official certificate done on the ArcValidation PC software.

Each validation has a unique reference number, providing a valuable system asset when working at large scale sites, with welding machine fleets, or multiple small site customer service visits per working day.

Controlling quality made accurate and comparable

ArcValidator meets the very latest standards requirements, measuring the necessary components and making sure your welding equipment can meet the necessary standards for accurate setting to stated WPS/Quality process values.



Why is arc equipment validation necessary?

Welding equipment validation is required to make sure that the standardised level of accuracy and quality is maintained. For example in MIG/MAG welding equipment, this is done by measuring the accuracy and consistency of the welding output - current, voltage as well as wire feed speed. Also the repeatability in setting of these parameters must be confirmed.

ArcValidator is founded on the requirements defined in the European Standard EN 50504 for validating arc welding equipment. ArcValidator's compliance with the validation standard is ensured by annual calibration and this can be completed by your Kemppe service workshop.

Clear and consistent reporting tools

are responsible for guaranteeing that validation data is recorded and presented clearly and accurately, and creating certificates is highly automated. Kemppe ArcValidation software for PC is simple to use, featuring clear and concise layouts, plus features a 'help and guidance' section for first time operators.

Automatic welding validation

With a range of advanced Kemppe FastMig and KempArc equipment, an automatic validation mode is also available. ArcValidator automatically controls and operates the validated equipment – a power source or a wire feeder – through the remote control connection during the validation process.

The user can choose either standard validation (normal accuracy) or precision validation (higher level of accuracy) according to European Standard EN 50504.

EN 1090 is the European standard you need to follow in order to get the CE marking required for steel structure manufacturing and construction. The requirements for arc welding equipment accuracy are defined in EN 60974-1.



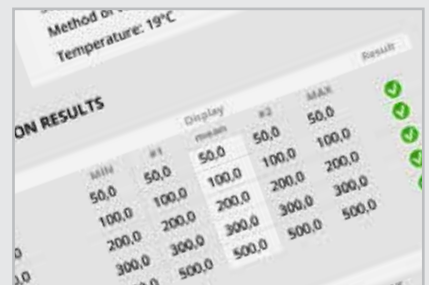
ArcValidator RC records all individual validation process data for later transfer to the PC software.



ArcValidator load bank is easy to move around and a universal solution for multi-branded fleet validation.



ArcValidator is also equipped with an, in-built' wire feed speed measurement facility.



ArcValidator PC software manages both the ,pre and post' validation process and ensures easy pass certificate creation and accurate customer record keeping.



Application software

Wise processes

104

Kemppi reserves the right to change the information in this catalogue.
For the most up-to-date information, please check the offering at www.kemppi.com.

Kemppi application software is designed to make the welding equipment perform optimally in any welding situation. Wise special processes and functions provide excellent welding process techniques and influence the efficiency of welding performance.

Wise Processes

Manage welding skill, productivity and quality

Finding the best solutions to problematic welding cases, Wise™ software product family has been developed and tested together with industrial partners, and proved inside production environments. Wise products are welding software solutions, enabling levels of welding performance that otherwise would be impossible to achieve with standard MIG/MAG welding process. Use Wise products for enhanced root closure, constant power management, automated arc length control and precise thin sheet welding.

	Order code	FastMig M	FastMig Pulse	FastMig X	X8 MIG Welder
WiseRoot	6265011	•	•		
WiseRoot+	9990418			•	•
WiseThin	9991013	•	•		
WiseThin+	9990419			•	•
WisePenetration	9991000	•	•	•	
WisePenetration+	X8500002				•
WiseFusion	9991014	•	•	•	•
WiseSteel	X8500001				•

- Produces high quality root welds
- Allows wide root gap tolerance
- No need for backing ring or ceramics
- Three times faster than TIG welding
- Easy to learn and use
- Saves rework costs
- Can decrease joint volume in thick materials, reducing filler materials volume and cost

- Best root pass welding on the market
- Produces premium root welds
- Allows wide root gap tolerance
- No need for backing ring or ceramics
- Three times faster than TIG welding
- Very easy to learn and use
- Saves rework costs
- Can decrease joint volume in thick materials, reducing filler materials volume and cost
- Excellent CO₂ welding characteristics

WiseRoot

WiseRoot is a highly efficient and unique tailored cold arc process for manual and automated root pass welding in ferrous and stainless steel materials. Designed for the effective closure of root joints and tolerance of gaps created by poor joint fit-up, WiseRoot is three times faster in root welding than TIG process, is easy to learn and use and saves time on rework costs. Traditionally, welding engineers have been reluctant to employ the standard MIG/MAG process for quality root welding, due to known quality issues. However Kemppi WiseRoot is everything but traditional and is now a proven and accepted root welding solution.

WiseRoot+

WiseRoot+ is a highly efficient and unique tailored arc process for manual and automated root pass welding in ferrous and stainless steel materials. WiseRoot+ process is based on a precise voltage measurement and current control. Specific voltage sensing cable ensures getting actual information from the arc. Only two parameter regulations needed. Wire feed speed and fine tuning. Excellent welding characteristics also with longer cables (up to 30 m). High efficient process » 10% faster than normal MAG welding.

WiseThin

WiseThin is a tailored cold arc process for manual and automated thin sheet welding and brazing. Typical applications include automotive manufacturing and quality light plate fabrication in ferrous and stainless steel materials.

WiseThin+

WiseThin+ is a tailored cold arc process for manual and automated thin sheet welding. WiseThin+ process is based on precise voltage measurement and current control Mixed gas welding characteristics with pure CO₂. Expands the parameter window and thus reduces the need to use smaller wire diameters. Soft pleasant arc characteristics Excellent welding characteristics for welding plate thicknesses 0.8...3.0 mm. Reduces heat input and thus also deformation. Excellent arc ignition for tack and intermittent welds.

WisePenetration

WisePenetration delivers consistent power to the weld pool regardless of distance changes and deviations between the welding gun nozzle and work piece. Suitable for both manual and automated synergic MIG/MAG welding, WisePenetration solves some age old problems.

WisePenetration+

WisePenetration+ is a welding function for synergic and pulsed MIG/MAG welding. It ensures weld penetration regardless of variation in the contact-tip-to-work distance and keeps the welding power stabilized in all situations.

WiseFusion

WiseFusion creates and maintains an optimal short-circuit characteristic in pulsed MIG/MAG and spray-arc welding applications. Keeping the arc length optimally short for manual and automated welding, WiseFusion ensures consistent weld quality in all positions, and once set, eliminates the need for regular parameters adjustments.

WiseSteel

WiseSteel is a welding function especially designed to tackle the challenges of globular transfer. It alternates short arc transfer with spray transfer, which reduces spatter by up to 30%, and produces high-quality welds characterized by a regular fish-scale pattern. In the spray arc mode it increases travel speed up to 30%.

- Reduces spatter with all materials including zinc-coated plates
- Provides 10–25 % lower heat input than normal MIG/MAG welding, reducing post weld material distortion
- Excellent weld pool control with varying joint geometry and fit-up
- Reduced post weld rework
- Increased welding speed in many applications

- Excellent CO₂ welding characteristics
- Saves welding costs
- Down hand and all positional welding
- Reduces the amount and size of spatters
- Easy to use
- Produces high quality welds
- Reduced post weld rework
- Higher welding speed than in traditional shot arc welding
- Stable arc for positional welding for thicker plate thicknesses

- Reduces the risk for lack of fusion
- Reduces the need for welding parameter adjustments
- Saves rework time and cost through reductions in weld defects
- Easy to use and deploy into production
- Suitable for use with long or short cable sets
- Can reduce welding time and filler materials costs

- Exceptionally stable and intense welding arc
- Enables the welding of deep, narrow grooves
- Ensured penetration even in case of limited visibility or accessibility
- Improved weld quality with less spatter
- Less rework required
- Savings in filler material costs

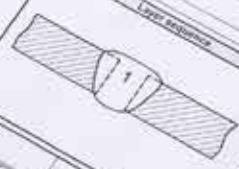
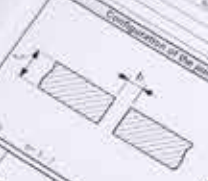
- Automatic arc length regulation for pulsed MIG/MAG and spray-arc welding
- Excellent weld pool control for out-of position welding
- Narrow and energy-dense arc
- Improved weld quality and appearance
- Increased welding speed

- Easy and efficient MIG welding of carbon steels
- Easier weld pool control in the PF position
- Precise heat input control on the weld pool sides
- Higher travel speed increases productivity
- Less distortion with high-energy-density arc
- Reduced droplet size enables welding in vertical and overhead positions
- Savings in grinding and straightening costs



PA 43574

KEMPPi WPS BSGA/BW/615
Welding Procedure Specification



Welding Position	Process	Weld Metal	Shielding Gas	Welding Speed	Welding Temperature	Welding Current	Welding Voltage	Welding Power	Welding Time	Welding Distance	Welding Direction	Welding Direction	Welding Direction	Welding Direction	Welding Direction	Welding Direction	Welding Direction	Welding Direction	Welding Direction	Welding Direction
1G	GTAW	ER70S-6	Ar/CO ₂	1.5	150-160	100-120	18-22	1.5-2.5	1.5-2.5	1.5-2.5	1.5-2.5	1.5-2.5	1.5-2.5	1.5-2.5	1.5-2.5	1.5-2.5	1.5-2.5	1.5-2.5	1.5-2.5	1.5-2.5

Signature: *[Handwritten Signature]*
 BOHLER
 TOA
 [Stamp]

Welding procedure specifications

Universal WPS


108

Kemppi reserves the right to change the information in this catalogue.
For the most up-to-date information, please check the offering at www.kemppi.com.

To meet the requirements of the EN 1090-2 standard, Kemppi offers Universal WPS packages for workshops and on-site projects. Our welding procedure specifications for both the MIG/MAG and stick (MMA) welding are compatible with all welding machine brands and comply with the standards ISO 15612 and EN 1090-2.

Universal WPS

For all welding equipment brands



Get the
jump on
EN 1090
with Kemppi

Benefits

- The most comprehensive solution on the market, covering workshop as well as on-site work for both MIG/MAG and MMA welding.
- All three packages can be used with all brands of welding machines.
- MIG/MAG package offers support for solid, flux-cored and metal-cored wires, and it contains 84 qualified and tested MIG/MAG WPSs.
- MIG/MAG package for tube welding contains 28 WPSs for structural tubes and pipes.
- MMA contains 28 WPSs and includes practical information for welding of truss connections.
- All packages are valid also when impact-strength requirements apply. For more information on filler material classification, visit www.kemppi.com/wps.
- Tailored WPSs available on request to fit specific production needs.

Kemppi Universal WPS packages

From 1 July 2014, all structural steel and aluminium products within EU must be CE marked, as stated in the Construction Products Regulation (CPR). This will bring great change in the life of workshops manufacturing structural steel buildings and their site erection process, because they must comply with the EN 1090-2 standard.

A comprehensive solution for workshop and on-site work and all welding equipment brands

To meet the requirements of the EN 1090-2 standard, we offer universal WPS (welding procedure specifications) packages for workshop and project-site use. These WPSs apply to both MIG/MAG and MMA welding. Kemppi is the first welding machine manufacturer in the world to offer Universal WPS package sets that support the constantly changing environments of workshops and construction sites, where there is a strong need for clear and simple instructions.

Kemppi Universal WPSs are compatible with all brands of welding machines

Kemppi WPSs for both MIG/MAG and MMA welding are compatible with all welding machine brands. Having a versatile fleet of welding machines is not a problem; Kemppi WPSs can be used with all of them. The universal welding procedure specifications comply in full with EN ISO 15612 and can be used for steel structures in execution classes EXC1 and EXC2 according to EN 1090-2.

Just one WPS package needed per site

You won't have to buy a separate licence for each welding machine. Our WPSs are valid in workshops and sites running under the same technical and quality control.

Universal WPSs for MIG/MAG welding in workshops

This comprehensive package contains 84 MIG/MAG WPSs that are compatible with all MIG/MAG welding machines. They cover some of the most used solid, metal cored and flux cored wires.

Universal WPSs for MIG/MAG tube welding

This new package with 28 WPSs is developed specifically for MIG/MAG butt welding of structural tubes and pipes. They cover some of the most used solid and flux cored wires. As a bonus, the package contains eight WPSs for Kemppi WiseRoot+ welding process.

Universal WPSs for MMA welding on work sites

Kemppi's universal WPS package for MMA welding is based on customer needs. It contains all necessary welding procedure specifications, compatible with all MMA welding machines.

Welding Procedure Qualification Records (WPQR)

You and your auditor can see all Welding Procedure Qualification Records (WPQRs) associated with the Welding Procedure Specifications right after you've purchased the WPS package and registered your user account on our WPS Service site.

Customer-specific specifications and solutions for execution classes EXC3 and EXC4

Kemppi is the first welding equipment manufacturer in the world whose welding operations have been granted ISO 3834-2 certification. This is a solid proof of our ability to develop and offer WPSs independently, which makes our WPS service fast and fluent.

Contents of the Kemppi Universal WPS package

The WPS packages contain a binder and a USB memory stick. The binder contains the End User License Agreement (EULA), instructions for use and registration, serial number of the package and the laminated WPS documents (84 for MIG/MAG, 28 for MIG/MAG tube welding and 28 for MMA) in English. The USB memory stick contains the official PDF documents to verify the validity of Kemppi's standard WPS documents and the access to WPS administration site and to different language versions of the WPS documents.

Kemppi WPS Service site for registration, administration and updates

Kemppi WPS online service helps you register and manage your WPSs and WPQRs (Welding Procedure Qualification Records). It also provides an access to latest language versions and revisions of the WPS documents. The WPSs are available in many different languages.

Where to buy

Providing you hold an active Kemppi trading account, you can buy the Universal WPS packages directly from Kemppi Channel or from dealers and distributors.

Ordering codes

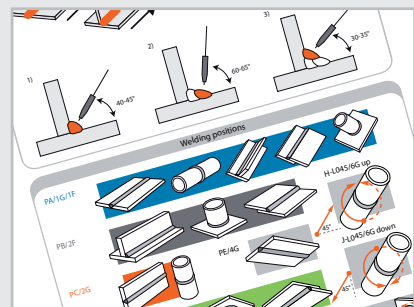
Package type	Ordering code
Universal WPS package for MIG/MAG	6800003
Universal WPS package for MMA	6800002
Universal WPS package for MIG/MAG tube welding	6800005

For more information, please visit our WPS Service Site at <http://www.kemppi.com/wps>

You can also contact our experts directly at weldingservices@kemppi.com



Clear and easy-to-read welding instructions



Every WPS sheet has detailed illustrations of welding positions and angles described on the backside



WPS USB stick containing documents and web links is delivered together with the WPS packages



Accessories


ArcInfo	112
Remote controls	114
Ancillary products	115
2-wheel transport units	118
4-wheel transport units	119

Kemppi reserves the right to change the information in this catalogue.
For the most up-to-date information, please check the offering at www.kemppi.com.

Remote controls, electrode holders, transport units, protection sliders... you name it. Kemppi accessories complement your equipment for an outstanding welding experience.

ArcInfo

Weld data analysing tool



Benefits

- Easy-to-use web based service
- Illustrative presentation of welding values
- Great value for schools and workshops
- Improves welding training and research
- Provides factual basis for cost calculation
- Facilitates welding procedure qualification test

The quick way of analysing welding data

Recording parameters

Welding parameters are a crucial factor in the welding quality. Welding current, welding voltage, wire feed rate, welding speed and heat input during the weld, among other parameters, also affect welding efficiency and costs. ArcInfo converts the raw data into a format that is easy to understand and take in. Usability and visual clarity are the cornerstones of its design.

Online service

The ArcInfo online service gives a visual presentation of the measurements. The reports are accurate and indisputable but also visually clear and impressive. Processing and storing data is easier than ever.

Use the data to create your own WPSs

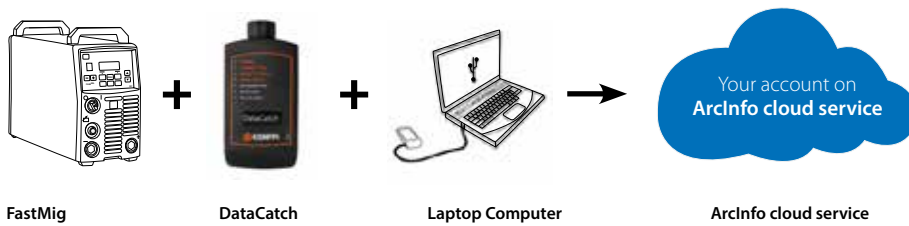
You can load a pWPS (Preliminary Welding Procedure Specification) template from ArcInfo and use the ArcInfo welding data you have gathered to create your own WPS after successful qualification of the pWPS.

How does ArclInfo work?

For the data collection, the DataCatch device is connected to a welding machine, either FastMig Pulse, FastMig KMS, FastMig X or FastMig M. After welding, DataCatch is connected to a computer and the data can be accessed straight away on the internet. ArclInfo being a web-based service, there is no need to worry about program updates, with the latest version always automatically available.

New dimension of learning

ArclInfo boosts the learning process. Trainers can now make the teaching of welding techniques more illustrative and motivating, adding new depth to the learning process. ArclInfo also guides the trainees to more information on the internet.



Just “Connect and Click” to collect welding data from your machine and transfer it into the ArclInfo cloud.


Keep DataCatch attached to the welding machine from which you want to collect welding data. Connect DataCatch to your computer and click to transfer the data into the ArclInfo service. Start analysing the welding data.



DataCatch device enables data collection



View and assess data on your computer



1. Easy-to-understand timeline presentation of the welds
2. Illustrative view on the welding values of each weld.
3. Plenty of useful information about some of the most common weld defects.

Ordering information

ArclInfo

6265032

Remote controls



C100C

R10

R20

11T

R30

Increase welding quality, work efficiency, comfort and safety with appropriate, easy to use remote controls. Gun remotes, hand-held and pedal control units reduce the need for movement between workplace and power source, increasing work efficiency and reducing fatigue.

Remote controls	C100C	C100C	R10	R10	R20	R11T	R30	R30
Length (m)	5	10	5	10	5		5	10
Order code	6185410	6185411	6185409	618540901	6185419	6185442	6185420	618542001
FastMig M			•	•	•		• (MXF)	• (MXF)
FastMig X							•	•
Minarc 220			•	•				
MinarcTig			•	•				
MasterTig MLS			•	•		•		
MasterTig MLS ACDC			•	•				
MasterTig ACDC	•	•						
Master MLS			•	•		•		
KempGouge ARC 800			•	•				
Master S			•	•		•		



C100F



R11F



RMT10



X8 Gun
Remote Control



RTC10



RTC20

Remote controls	C100F	R11F
Length (m)	5	5
Order code	6185405	6185407
MinarcTig		•
MasterTig MLS		•
MasterTig MLS ACDC		•
MasterTig ACDC	•	

Gun/torch compatible remote controls		Order code
RMT 10	For PMT guns	6185475
RTC 10	For TTC torches	6185477
RTC 20	For TTC torches	6185478
X8 Gun Remote Control	For X8 MIG Guns	X841000000

Ancillary products



Earth clamps/Connection		Order code
Kemppi 200, 200A	25...35 mm, cable shoe connection \varnothing 6 mm	9871531
Kemppi 300, 300A	50...70 mm, cable shoe connection \varnothing 6 mm, copper braid between the connector jaws	9871540
Kemppi 500, 500A	70...95 mm, cable shoe connection \varnothing 8 mm, copper braid between the connector jaws	9871541
Kemppi G- 600, 600A	35...120 mm, cable connection with hex screw, brass frame, screw-type	9871560



Electrode holders	60/35 % ED, current rating	Weight (g) / cable size (mm ²)	Order code
KEMPPI 300	150/200, 300 A	321/16-25	9871021
KEMPPI 400	200/250, 400 A	421/16-25	9871031
URANIA 5	250/300, 500 A	500/35-50	9871041
URANIA 6	300/400, 600 A	855/50-70	9871051
MYKING 200	200 A	285/10-25	9871060
MYKING 450	450 A	485/35-70	9871070
MYKING 600	600 A	535/50-70	9871080

All have a copper alloy frame and cable connection with a hex screw



Cable connectors		Order code	Order code
Current durability A	Cable mm ²	Male	Female
200	10...25	9771650	9771626
250	35	9771671	9771628
315	50	9771670	9771627
400	70	9771680	9771629
500	95		9771630
600	95	9771681	
Branch connector (1 male and 2 female connections)	70/90		9771637

Ancillary products

	Ordering code	MXF 63	MXF 65	MXF 67	WFX 300 P	WFX 300/300 AMC	ArcFeed	X8 Welder
KV 401 swing boom arm	6185248		•	•	•	•	•	
MXF 63 hanging frame	6185285	•						
KFH 1000	6185100	•	•	•	•	•	•	
MXF 63 protection sliders	6185286	•						
KWF 300 protection sliders	6185287				•			
MF 65 hanging kit	W001694		•					
KWF 200/300 cabinet heater	6185288	•	•	•	•	•		
KV 200	6185249	•	•	•	•	•	•	
Gas guard 200/300	6237406	•	•	•	•	•		
X8 Wire Feeder Rotating Plate	X8702010000							•
X8 Double Wire Feeder Rotating Plate	X8702020000							•
X8 Wire Feeder Counterbalance Arm	X8702030000							•
X8 Wire Feeder Hanger For Boom	X8702040000							•
X8 Cable Rack	X8701030000							•
X8 Accessory Tray	X8701040000							•

Euro adapter for MinarcMig and MinarcMig Evo

Euro adapter kit	W008366
Wire liner, 0.6–0.8 mm for Euro adapter	SP008578
Red wire liner, 0.9–1.0 mm for Euro adapter	SP008856

Gun holders

GH 10 Gun Holder	6256010
GH 20 Gun Holder	6256020
GH 30 Gun Holder	6256030



EURO ADAPTER FOR MINARCMIG AND MINARCMIG EVO



GH 10 GUN HOLDER



GH 20 GUN HOLDER



GH 30 GUN HOLDER



GAS GUARD 200/300

Gun holders are primarily intended to be attached to welding machines, but they can also be attached to transport units and welding tables.



KWF 200/300 CABINET HEATER



KV 401 SWING BOOM ARM



KV 200 MOUNTING PLATE FOR TWO WIRE FEEDERS



MXF 63 HANGING FRAME



MF 65 HANGING KIT



KFH 1000



MXF 63 PROTECTION SLIDERS



KWF 300 PROTECTION SLIDERS



X8 DOUBLE WIRE FEEDER ROTATING PLATE



X8 COUNTER BALANCE ARM



X8 WIRE FEEDER HANGER FOR BOOM



X8 CABLE RACK



X8 ACCESSORY TRAY

2-wheel transport units



MST 400*



ST 7



T 10



T 110*



T 120




T 130

* Recommended for smaller gas bottle sizes


1. No water cooling unit.

	Order code	Weight, kg	Master MLS 2500, 3500	MasterTig MLS 2000	MasterTig MLS 3000, 4000	MasterTig MLS 3000, 4000 MasterCool 10	MasterTig ACDC 3500W	MasterTig MLS 2300, 3000, 3003 ACDC	FastMig M + X * (T 10 installation set W002085)	FastMig M + X *(T 120 installation set W003053)	FitWeld 300	Kempact Pulse 3000	MinarcMig and MinarcMig Evo	Minarc Tig and MinarcTig Evo	Minarc 220	MasterTig LT 250
MST 400	6185294	11.8														
ST 7	6185290	17														
T 10	6185231	18														
T 110	6185251	18	•	•	•			1								•
T 120	6185252	33					•			•						
T 130	6185222	23	•	•	•	•		•								•


4-wheel transport units




P 20




PM 500




PM 502



T 22



X8 Gas
Cylinder Cart



X8 MIG Welder
wheel set

	Order code	Weight kg	Kempact Pulse 3000 + KempactCool 10	FastMig M + X	FastMig M + X auxiliary unit PSL 55	MasterTig ACDC 3500W	X8 MIG Welder
P 20	6185261	25	●				
PM 500	6185291	23		●			
PM 502	6185293	7.5		●			
T 22	6185256	25				●	
X8 Gas Cylinder Cart	X8701020000						●
X8 Wheel Set (included in power source)	X8701010000						●

Transport units for wire feeders and compact power sources



P 250



P 500



P 501

	Order code	Weight kg	Kempact MIG 2530/Pulse 3000	Kempact Pulse 3000 + KempactCool 10	FastMig MXF65, MXF67, WFX 300, WFX 300 AMC	FastMig MF33, WFX 300 P (with mounting kit 6185287)
P 250	6185268	7.2	●	●		
P 500	6185265	7.2				●
P 501	6185269	6.5			●	

Check mounting kit requirements for wire feed units

Contact information

Kemppi Oy

Head office, production, distributor and domestic sales

P.O. Box 13 (Kempinkatu 1)

15801 LAHTI

FINLAND

Tel. +358 3 899 11

e-mail: export@kemppi.com

Kemppi Sverige AB

Kung Hans väg 3

19268 Sollentuna

SWEDEN

Tel. +46-8-590 783 00

e-mail: sales.se@kemppi.com

Kemppi Norge A/S

Danholmen 19

3115 Tønsberg

Postboks 2151, Postterminalen

3103 Tønsberg

NORWAY

Tel. +47 33 34 60 00

e-mail: sales.no@kemppi.com

Kemppi A/S

Literbuen 11

2740 Skovlunde

DENMARK

Tel. +45 4494 1677

e-mail: sales.dk@kemppi.com

Kemppi Benelux B.V.

Minervum 7284

4817 ZM Breda

THE NETHERLANDS

Tel. +31 76 571 7750

e-mail: sales.nl@kemppi.com

Kemppi Benelux B.V.

Belgium

Tel. +32 15 212 880

e-mail: sales.nl@kemppi.com

Kemppi (U.K) Ltd.

Martti Kemppi Building

Prory Business Park

Fraser Road

Bedford, MK443WH

UNITED KINGDOM

Tel. +44 845 6444201

e-mail: sales.uk@kemppi.com

Kemppi France S.A.S

65 Avenue de la Couronne des Prés

78681 Épône Cedex

FRANCE

Tel. + 33 (0) 1 30 90 04 40

e-mail: vente.fr@kemppi.com

Kemppi GmbH

Perchstetten 10

35428 Langgöns

GERMANY

Tel. +49 6403 7792 0

e-mail: sales.de@kemppi.com

Kemppi Spolka z o.o.

ul. Borzymowska 32

03 565 Warszawa

POLAND

Tel. +48 22 7815301

e-mail: info.pl@kemppi.com

Kemppi Australia Pty Ltd

13 Cullen Place

Smithfield NSW 2164

Sydney

AUSTRALIA

Tel. +61 2 9605 9500

e-mail: sales.au@kemppi.com

Kemppi Russia

Polkovaya str. 1

Building 6

127018 Moscow

RUSSIA

Tel. +7 495 739 4304

e-mail: info.ru@kemppi.com

Kemppi Welding Technology (Beijing) Co., Ltd.

Unit 105, 1/F, Building #1,

No. 26 Xihuan South Road

Beijing Economic-Technological Development Area (BDA)

100176 Beijing

CHINA

Tel. +86 10 6787 6064

e-mail: sales.cn@kemppi.com

Kemppi India Private Limited

Lakshmi Towers

New No. 2/770, First Main Road

Kazura Garden, Neelankarai

Chennai—600 041

Tamil Nadu

INDIA

Tel. +91 7338744500

e-mail: sales.india@kemppi.com



WWW.KEMPPI.COM

Kemppi is the pioneering company within the welding industry. It is our role to develop solutions that make you win business. Headquartered in Lahti, Finland, Kemppi employs over 600 welding experts in 13 countries and has a revenue of more than 110 MEUR. Our offering includes welding solutions - intelligent equipment, welding management software and expert services - for both demanding industrial applications and ready-to-weld needs. Local expertise is available via our global partner network covering over 60 countries.

